

Generalization of A New Home for Bivectors

Norm Cimon

Info Synchronicity LLC, USFS (Retired)
1208 First Street, La Grande, Oregon 97850
norm@infosynchronicity.com

Abstract

The impetus for the work is this quote:

“...as shown by Gel’fand’s approach, we can only abstract a unique manifold if our algebra is commutative.”[1]

Geometric algebra is non-commutative. Components of different grades can be staged on different manifolds. As operations on those elements proceed, they can effect the promotion and/or demotion of components to higher and/or lower grades, and thus to different manifolds. This paper includes imagery that visually displays bivector addition and rotation on a sphere.

David Hestenes interpreted the vector product or rotor in two-dimensions:

“as a directed arc of fixed length that can be rotated at will on the unit circle, just as we interpret a vector \mathbf{a} as a directed line segment that can be translated at will without changing its length or direction...”[2]

Rotors can be used to develop addition and multiplication of bivectors on a sphere. For those rotational dynamics, rotors of length $\pi/2$ are the basis elements. The geometric algebra of bivectors – Hamilton’s “*pure quaternions*” – is thus shown to transparently operate on a spherical manifold.

This paper also explores the possible generalizations that emerge from the placement of the graded elements which make up a geometric algebra onto separate manifolds.

Keywords: Bivectors/Visualization/Rotors/Spherical Manifold/Quaternions/Non-Commutative Algebra

Statements and Declarations

No funding was received for any part of this work. The author has no relevant financial or non-financial interests to disclose.

Introduction

Hiley’s quest for an algebra of process led him to develop rules that quickly take shape in one form as a quaternion algebra[3]. In his seminal textbook[4], Alan Macdonald redefines the pure quaternions, which exclude the scalar part, for use as the bivectors of geometric algebra. Those sit comfortably on a spherical manifold as we will see. In three dimensions, that manifold hosts visual metaphors for both bivector

multiplication, and bivector addition, representations which transparently subsume the algebraic formulation of those operations. The algebra is a symbolic analog for rotational transformations in 3D space, highlighting the power of the geometric algebra developed by David Hestenes[5].

In the case formulated by Hiley which led him to the quaternions, the quest for the process in question implicates rotational dynamics on a spherical manifold in three dimensions. That process further equipped with the dynamics of time for those operations, will encompass swirling movements both expansive and contractive throughout the spherical domain. The trajectory of those movements will be a geometrical mirror for the dynamical process in question.

An algebra that embeds into multiple geometries

In a follow-up paper[1], Hiley and Callaghan expand on the reasoning for pursuing an algebra for that structure process:

*Most of the work in[3] was to establish how it is possible to produce an algebraic description of this structure process. Having demonstrated how this was possible, we went on to show that this algebra had enfolded in it a series of what we called ‘shadow manifolds’. We deliberately choose the plural ‘manifolds’ because **we have a non-commutative algebra and as shown by Gel’fand’s approach, we can only abstract a unique manifold if our algebra is commutative.***

Notice that our approach stands the conventional approach on its head, as it were, because we start with the algebra and then abstract the geometry. We do not start with a a priori given manifold and then build an algebra on that. [emphases added]

For a non-commutative geometric algebra, the premise is that algebraic components of different grades can be staged on different geometric manifolds. As operations on those elements proceed, they can effect the promotion and/or demotion of components to higher and/or lower grades, and thus to different manifolds. The model I’ve used in my writing is of a baseball given both linear and rotational motion by the pitcher – think of a curveball headed towards the plate here. The batter can “operate” on the baseball, providing the force necessary to transform, eliminate, or modify those graded elements.

As one example, the rotational dynamics of the ball can transmute into purely linear motion. What had been a regime of spin dynamics on a spherical manifold – the baseball – has changed grade and can properly be modeled with vectors in 3D euclidean space. Or the batter might undercut the ball, exchanging one set of rotational dynamics for another – a within-grade transformation of the dynamics on a spherical manifold.

In his Oersted Medal Lecture[2], Hestenes introduced the key to bivectors in two dimensions, one that translates to three dimensions as well. He established a definition for rotors that parallels the definition for vectors in the plane. In his words:

...we should interpret \mathbf{U}_θ^{-1} as a directed arc of fixed length that can be rotated at will on the unit circle, just as we interpret a vector \mathbf{a} as a directed line segment that can be translated at will without changing its length or direction.

Corresponding to those two-dimensional bivectors, the basis components of a three-dimensional bivector algebra can be staged and rotated on a spherical manifold, each translated without changing its length or direction.

1 \mathbf{U}_θ is Hestenes’ notation for the bivector product of two vectors.

Hamilton's pure quaternions are revealed to be homologous to the coordinate-free rendering of bivectors on that manifold.

The notation used in what follows is shown in (1) which defines the relationship of bivectors to Hamilton's pure quaternions i, j, k ²:

$$\begin{aligned} i_1 &= e_2 e_3 = j \\ i_2 &= e_3 e_1 = k \\ i_3 &= e_1 e_2 = i \end{aligned} \tag{1}$$

Bivector addition on a spherical manifold

The e_1, e_2, e_3 are orthonormal basis vectors for axes x_1, x_2, x_3 in three dimensions (Figure 1).

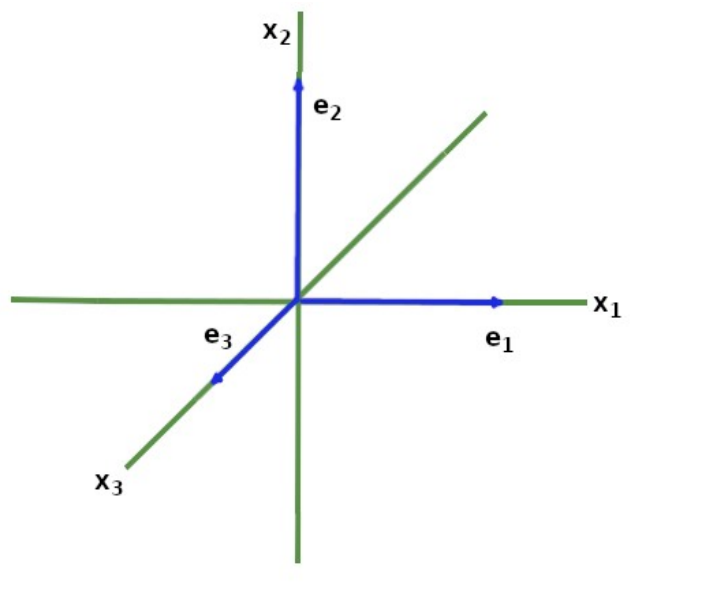


Figure 1: Standard basis for Euclidean space

Bivector $e_1 e_2$ can be derived by multiplying corresponding unit vectors (Figure 1). Here $\pi/2$ takes on the role of the unit element on the sphere, for explanatory purposes the diagram posits it as twice that length for the sake of displaying bivector addition. As mentioned previously, the bivectors are rotational elements corresponding to rotors in two dimensions. That is to say, they can be considered as existing anywhere on the great circle they inhabit. The images displaying bivector addition present a visual extension of that unitary motion.

Near the end of one of his online tutorials[6] and using the same example as in his textbook[4], Macdonald works through a calculation using geometric algebra to derive a result that, as will be shown, can be transparently visualized on the sphere. Carefully explaining how rotations compose in the algebra, he starts with the composition of rotations:

$$\exp(-i_2 \theta_2/2) \exp(-i_1 \theta_1/2) \mathbf{u} \exp(i_1 \theta_1/2) \exp(i_2 \theta_2/2) \tag{2}$$

² The basis bivectors in Macdonald[4] are negatives of these.

from which he derives the equivalent normalized unit bivector in the 3D geometric algebra G^3 :

$$\exp(i \theta/2) = \exp\left(\frac{\mathbf{e}_1\mathbf{e}_2 + \mathbf{e}_2\mathbf{e}_3 + \mathbf{e}_1\mathbf{e}_3}{\sqrt{3}} \frac{\pi}{3}\right) \quad (3)$$

The two-dimensional plane where θ operates is defined by the bracketed pseudoscalar $\mathbf{e}_1\mathbf{e}_2 + \mathbf{e}_2\mathbf{e}_3 + \mathbf{e}_1\mathbf{e}_3$. A crucial point is that this equation specifies how the pseudoscalar defining the two-dimensional hosting plane can be described using the bivector bases in the three-dimensional space where it is located. Such is the transparency of geometric algebra.

The normal to that plane in the dual space can be obtained through right multiplication by $\mathbf{e}_3\mathbf{e}_2\mathbf{e}_1$, the reversion of the three dimensional pseudoscalar $\mathbf{e}_1\mathbf{e}_2\mathbf{e}_3$ so that:

$$(\mathbf{e}_1\mathbf{e}_2 + \mathbf{e}_2\mathbf{e}_3 + \mathbf{e}_1\mathbf{e}_3)\mathbf{e}_3\mathbf{e}_2\mathbf{e}_1 = \mathbf{e}_3 + \mathbf{e}_2 - \mathbf{e}_1 \quad (4)$$

With this elegant algebraic formulation for the plane and the normal to it, we can go forward to develop its visualization on the sphere.

As in Figure 1 we proceed by developing a bivector on the plane defined by the x_2 and x_3 axes in the same fashion, extending it to a half-circle. (Figure 2).

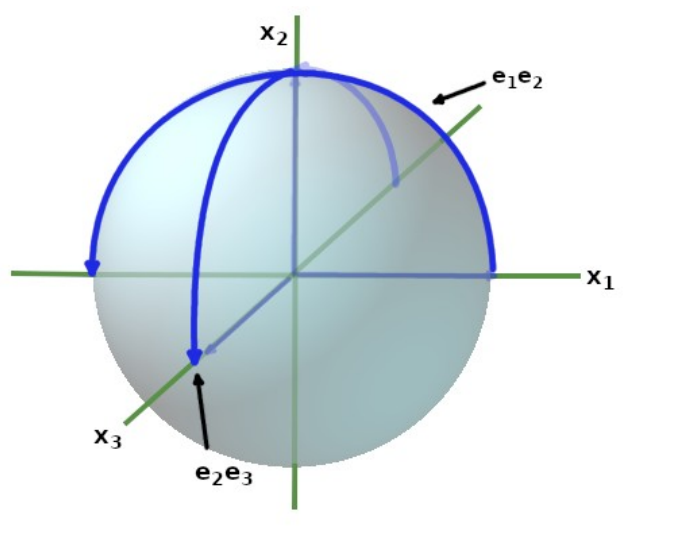


Figure 2: The two rotors $\mathbf{e}_1\mathbf{e}_2$ and $\mathbf{e}_2\mathbf{e}_3$ on the sphere

The logical route to the addition of bivectors is to assume their position on the sphere mediates the resulting bivector. The operation should, therefore, result in a bivector that is halfway between them (Figure 3). The basis for this logic is the coordinate free nature of vector and bivector addition. In two dimensions, the positional relationship is irrelevant. While the placement of the two addends is often shown with the vectors placed head to tail, they can be displayed as joined at the base as well. The vector sum is the same in either case. Adding two bivectors in the same way gives the placement in Figure 3.

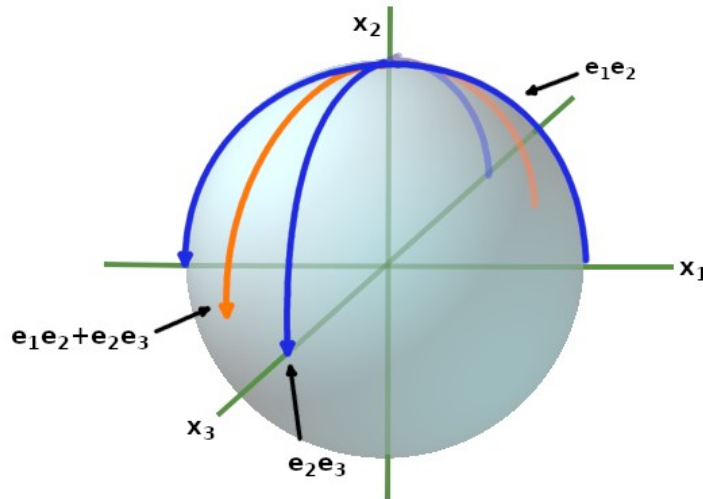


Figure 3: The addition of two bivectors halfway between them

This intermediate placement yields a commutative addition of bivectors: $e_1e_2 + e_2e_3$ gives the same result as $e_2e_3 + e_1e_2$. Note that the bivector sum is displaced by $\pm\pi/4$ from its parents, which informs the next calculation.

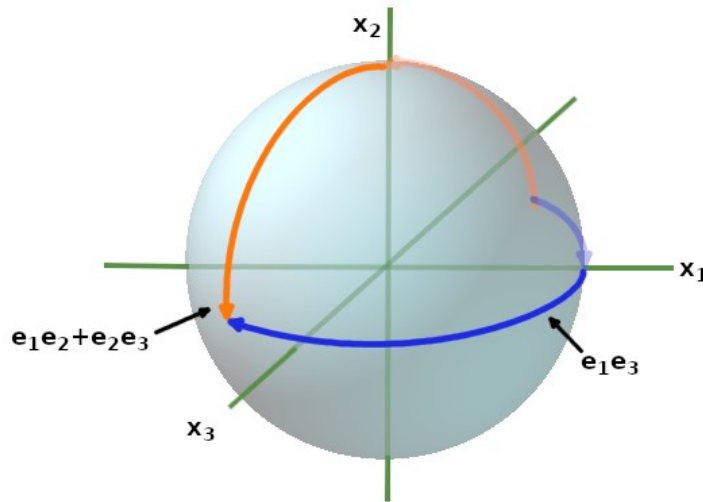


Figure 4: Bivector e_1e_3 overlaid on the sphere

The bivector in the third plane defined by x_1 and x_3 can next be displayed on the sphere as we proceed (Figure 4). We now have a framework in place to complete the summation. Adding $e_1e_2 + e_2e_3$ to e_1e_3 splits the difference once again, with the bivector positioned halfway between the two. The bivector sum, itself a new bivector, is angled between them. The plane the bivector rotates on is shown in the image to offer perspective. That plane runs through the center of the sphere, as do the different planes which host all the bivectors on the sphere.

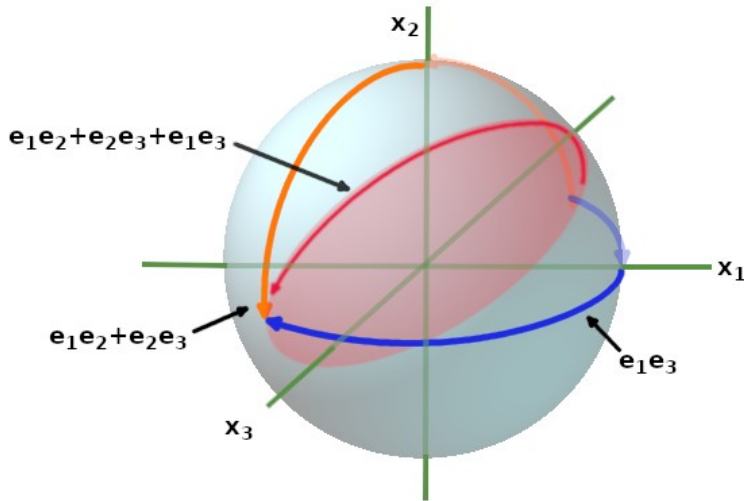


Figure 5: The bivector sum $e_1e_2 + e_2e_3 + e_1e_3$

The normal $e_1 + e_3 - e_2$ to the plane of the bivector sum, projects downward into the $x_1, -x_2, x_3$ portion of the sphere (Figure 6).

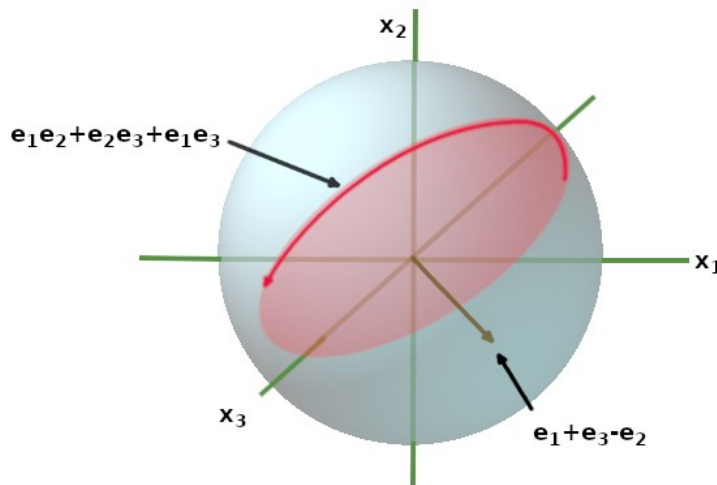


Figure 6: Bivector sum, its plane and normal to it: $e_1 + e_3 - e_2$

This mirrors the algebraic calculation with bivector addition residing comfortably on a sphere in this example. This provides the impetus for mobilizing spherical geometry to derive properly weighted bivectors emerging from calculations.

Bivector multiplication on the sphere

Multiplication of bivectors can be properly understood as the rotation of one bivector into a different axial plane when acted upon by another. The result is that anti-commutative multiplication of basis bivectors has a

representation on a sphere in three dimensions. Once again, the starting point is a set of orthonormal basis vectors for axes x_1, x_2, x_3 in three-dimensions (Figure 7).

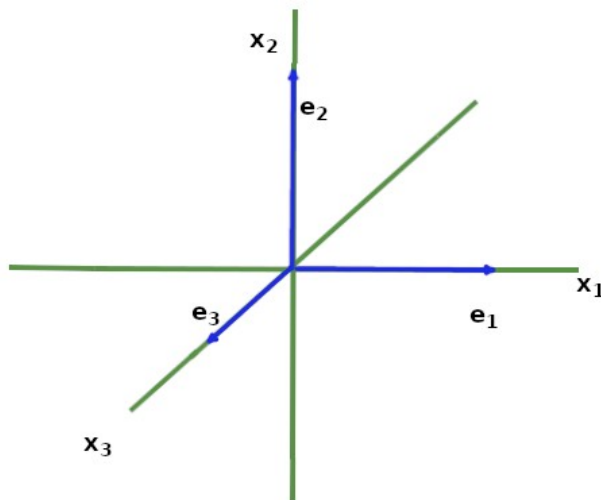


Figure 7: Standard basis in Euclidean space

This model for bivector multiplication on a sphere was derived from earlier work researching the imagery necessary to visualize the operation. Movements initially portrayed in Euclidean space were eventually seen to migrate naturally to a sphere. Careful thought led to the realization that the paradigm for bivectors which had been developed to portray rotors in two-dimensions was also meaningful for a proper understanding of bivector operations in three dimensions. Each of the three dimensional planes anchoring a spherical manifold can host a canonical unit rotor on a sphere of radius 1, each rotor $\pi/2$ in length. What follows expands on the formulation given by Hestenes in [2] equation (11) for rotational dynamics in the plane³:

A unit bivector i for the plane containing vectors σ_1 and σ_2 is determined by the product

$$i = \sigma_1 \sigma_2 = \sigma_1 \wedge \sigma_2 = -\sigma_2 \sigma_1$$

with the understanding that for the formulation on the sphere in this paper, the unit basis element is $\pi/2$ as previously stated.

Proceeding to bivector multiplication, the unit bivector $i_1 = e_2 e_3$ is shown in (Figure 8).

³ In that work σ_1 and σ_2 are the standard unit basis elements of two-dimensional Euclidean space. The planar elements defined on the sphere as developed here are symbolized by e_1 and e_2 .

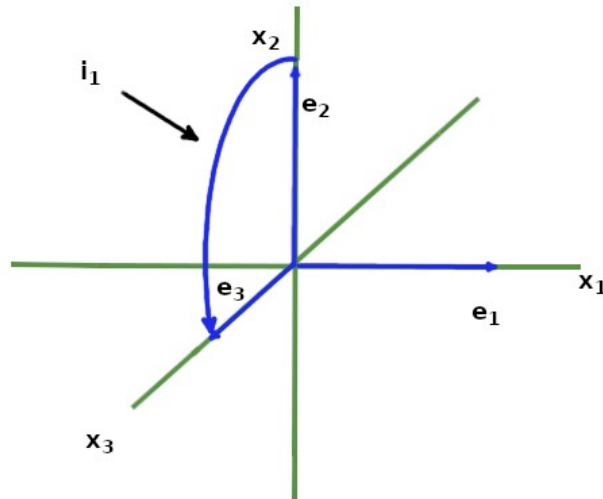


Figure 8: Unit bivector i_1 from the vector multiplication $e_2 e_3$

The unit bivector $i_2 = e_3 e_1$, can be synthesized in the same fashion (Figure 9).

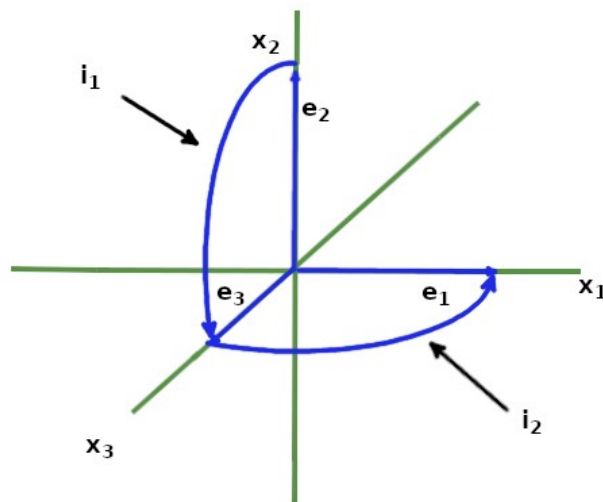


Figure 9: Unit bivectors i_1 and i_2

Bivectors i_1 and i_2 are next shown on a unit sphere with the multiplication $i_1 i_2$ generating i_3 . All the bivectors have the properties of rotors which Hestenes defined in two dimensions: they have unit length and their placement on a great circle is immaterial (Figure 10).

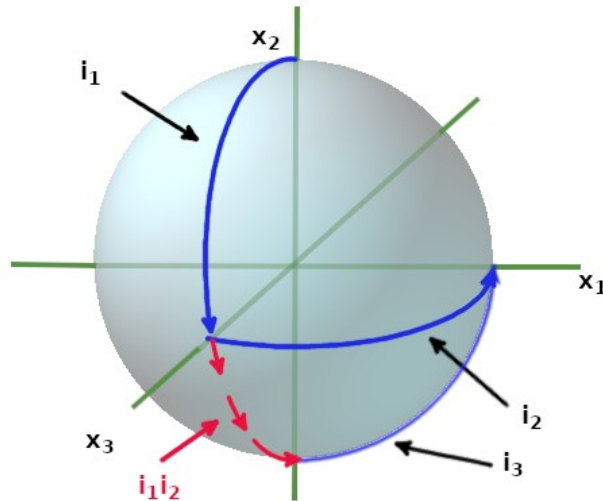


Figure 10: Bivector multiplication with $i_1 i_2 = i_3$

The anti-commutative property of bivectors then flows naturally from the definition of unit rotors on the sphere. The resulting rotation reverses direction when the order changes. That is in line with the algebraic formulation since $i_2 i_1 = -i_3$ in G^3 (Figure 11).

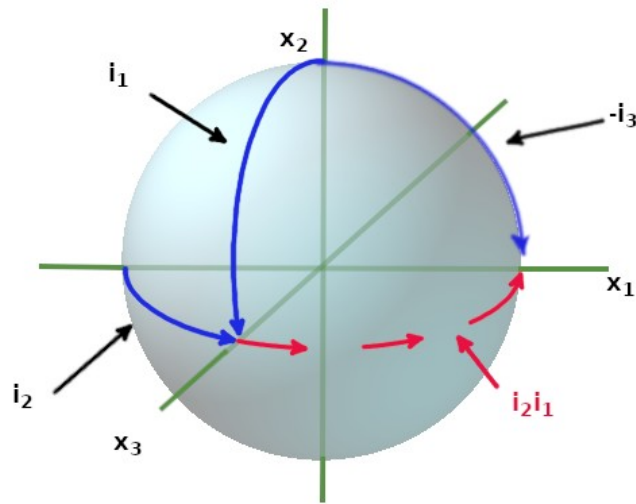


Figure 11: Bivector multiplication with $i_2 i_1 = -i_3$

The symmetry of the sphere insures the proof of anti-commutativity for each of the other unit bivector multiplications. An appropriate bias will inform the trajectory of all bivectors regardless of their length and placement on a sphere once added to, or multiplied by, other bivectors – a swirling orbital path the result. Such a path subject to forces represented as linear vectors, will result in space encompassing rotational dynamics.

For an orthonormal set of bivectors on the sphere – which basis elements of length $\pi/2$ provide – and in analogy with the rules for the algebra in the plane as defined in equation (10) of reference [2] – we assume that:

$$\mathbf{i}_{[j]} \cdot \mathbf{i}_{[k]} = \frac{1}{2}(\mathbf{i}_j \cdot \mathbf{i}_k + \mathbf{i}_k \cdot \mathbf{i}_j) = \delta_{jk}$$

Where δ_{jk} is the Kronecker delta. Figure 12 simply isolates the results from Figure 10 and Figure 11 for $i \neq j$ on the sphere. The sum of anti-commutative products of bivectors oppose each other. The conjecture is that the contra-positioning provides a model of rotational spin being annihilated given such a juxtaposition.

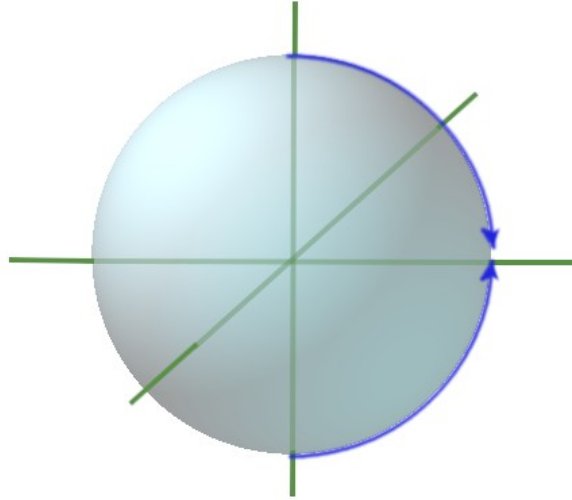


Figure 12: Sum of anti-commutative bivector products $i_1 i_2 + i_2 i_1$

This develops a picture of how the multiplication of bivectors proceeds on a spherical manifold. When $\mathbf{i} = \mathbf{j}$ the rotation can be seen as unaffected by the squaring of the unitary bivector. Idempotence implies no change in the rotational trajectory.

The Euclidean evolution onto a spherical manifold

In a previous attempt at directed rotations – and how they informed Grassmann's outer product – bivectors were embedded in Euclidean three-space. That is the standard definition found in the literature[7]. Working in three dimensions using those elements did result in the emergence of something like a pure quaternion algebra. Rotational elements would transition from one plane to another under the influence of the third (Figure 13).

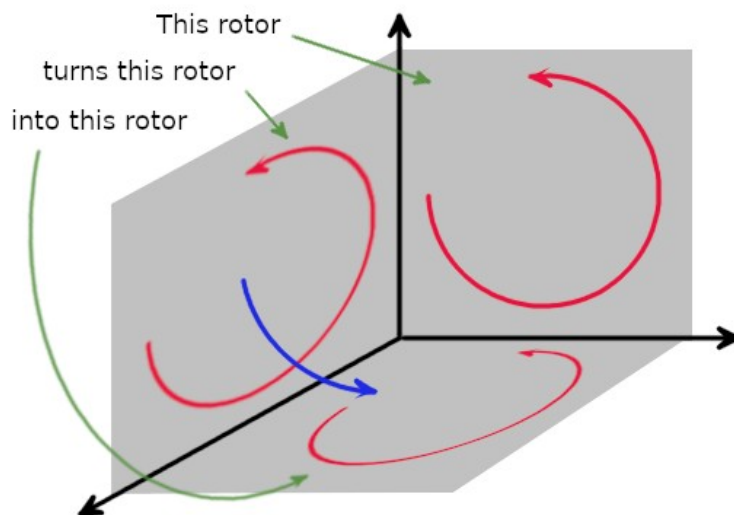


Figure 13: A rotor operating on Euclidean planar rotations

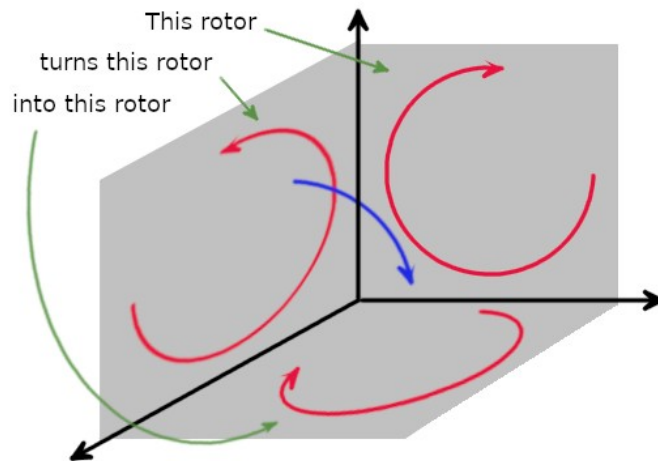


Figure 14: *Opposite spin reverses spin on the resulting rotor*

Exchanging the sign of the operator reversed the spin rotation. That mirrored the characteristic change in sign fundamental to Grassmann's outer product, and to the group properties of rotations in three dimensions (Figure 14).

These results were intriguing but further investigation was put aside in favor of research into the historical development of geometric algebra, and of Clifford algebras in general. There was, nonetheless, an eventual realization that the operation of multiplication should be staged on a sphere.

In that domain, it was found that the operation also worked to transmute the rotations properly. This is in line with suggestions in the literature. Quaternions are exceedingly useful in the field of computer animation[8], and their deployment on a sphere one of the easiest ways to visualize the rotational transformations they enable[9]. With that re-orientation there came a growing understanding that coordinate free rotation on a sphere was an emergent property informing the orbital trajectories of bivector multiplication. That new stage is also where it became clear that rotations of $\pi/2$ took on a role analogous to the unit basis elements in Euclidean space. This is also in keeping with the definition of the standard basis for a geometric algebra. There will be more to say about that in what follows.

There was ever-increasing interest in these results. Shortly afterwards, one of the trails followed in researching the scope of geometric algebra surfaced the papers of Hiley and his co-workers[1] [3] [10]. The statement about Gel'fand's principal – that only a commutative algebra can be staged on a single manifold – led to a greatly renewed interest in generating a bivector algebra on a sphere. A challenge offered up to attempt the visualization of bivector addition in geometric algebra provided the opportunity to explore that possibility[6].

The key to developing a rational addition on the sphere was the normal produced at the end of the algebraic calculation developed in that reference. When placed on a sphere, the protrusion of that normal into a signed portion of the manifold informed the placement of the plane orthogonal to it. Upon displaying the bivector sum in that space, one equivalent to vector addition in the two dimensions, it was clear that the plane would result in a placement halfway between the addends. A prospective understanding of bivector addition quickly emerged.

Note that the positioning of the bivector sum halfway between the two bivectors being added is nothing more than a spherical reflection of the position-less nature of vectors in the plane. Though that sum is shown in elementary texts with the head of one vector meeting the tail of a second, that placement is arbitrary

Addition is commutative with this definition once a sense of direction is established: halfway between two great circles does not change the result, no matter which one is taken first. Moreover, multiplication by pseudoscalar reversion works exactly as it should: the extrusion of the normal from the disk providing scaffolding for the bivector reflects the self-contained nature of the algebra on a sphere.

The defining insight was provided by Hestenes vision of a rotor operating on a circle irrespective of its absolute location[2]. That idea brought its own question discussed below, but it provided the intuitive leap needed to inform the transition to three dimensions. The placement of rotors on a sphere – the dynamic of rotation built-in without the need for pinning bivectors to a starting point – immediately clarified how this would all work. With the adoption of this paradigm, geometric algebra on a sphere can take on a canonical role as the algebra of motions on that manifold.

Mirroring the geometric algebra of 2-D in 3-D

This instantiation of G^3 expands on the 2-D version. Hestenes’ statement that the vector product in the plane results in a “directed arc of fixed length that can be rotated at will on the unit circle” extends to the unit sphere.

In the complex plane, multiplication by the “imaginary” i can also be understood as a rotation of $\pi/2$ radians with i^2 doubling the rotation. Coordinate-free, that plane becomes the backdrop for those movements no matter where they are staged. This reformulation of the operation has seminal implications, embedding such rotations into vector algebra: bivectors take their place as computational elements. The radical implications of this duality in the plane is discussed in the next section.

Now, on the sphere rotation engages bivectors in analogy to the process in the complex plane, but with a 3-D twist. Any great circle on which rotations are being effectuated generalizes bivector multiplication to admit the additional dimensional paradigm as shown in Figure 10 and Figure 11. For example, bivector multiplication as defined for the orthogonal elements $i_1 i_2$ gives the proper bivector product when expressed in the underlying Euclidean basis through outer product multiplication of the e_i :

$$i_1 i_2 = e_2 e_3 e_3 e_1 = e_2 (-1) e_1 = e_1 e_2 = i_3 \quad (5)$$

But the rotation is itself applied orthogonally. Doubling of one of the i_k has the effect of reversing the direction of the multiplicand:

$$i_1 i_1 i_2 = e_2 e_3 e_2 e_3 e_1 = -e_2 e_2 e_3 e_3 e_1 = -(-1)(-1) e_1 e_2 = e_2 e_1 = -i_3$$

Two places at once

There is a distinction that arises naturally from the placement of rotors on a plane. Defining vector multiplication in two dimensions takes up all of that conceptual frame. In that space, the re-definition of the imaginary i to its bivector doppelgänger $e_1 e_2$ is a call to rotate. Rotations come to life in two dimensions not just as one linear

complex vector. The bivector implicitly commands all of that 2-D space. The placement of the scalar element associated with a complex number is thus occluded by that bivector.

Turning to the standard definition for a complex number $(x + iy)$ – a vector-like directed line projected onto a plane from a fixed origin – we have a system for conceptualizing such numbers, an algebraic field which gives complex analysis its enormous power. But there is another way to come at this.

After defining multiplication and addition on a sphere for the pure quaternions⁴, the next step was understanding what that meant for the scalar portion of the full quaternion algebra. It was logical to assume that the concept of a manifold informed that element also, that its solitary placement on a separate real line was perfectly acceptable. With that understanding, the geometric algebra of three dimensions was then conceived to be dynamically transitional between the different manifolds of the three-dimensional geometric algebra. There will be one for each component of the graded algebra:

- the real line
- 3D Euclidean space for posting vectors
- the sphere – also 3D – where bivectors come to life
- the pseudoscalar encompassing the volumetric component for eliciting the dual space

But this conceptual leap can also reconfigure the framework for complex numbers. Gel'fand's postulate and what it means for a commutative algebra provides insight about the possibility of a dual representation for complex numbers. The key point is this: in two-dimensions the extended algebra with its rules for addition and multiplication and with its definition as a field is *commutative*, and:

“we can ... abstract a unique manifold if our algebra is commutative”[3].

That manifold is the complex plane. Wessel's creation brought it into play as the home for a vastly expanded numerical realm[11].

However, we can also embed the scalar and bivector portions of complex numbers as components in a geometric algebra of three grades: scalars on a real line; vectors on the plane; bivectors on a circle. So complex numbers can have a dual representation in a topological realm populated by those manifolds. Moreover, that representation as a non-commutative algebra has invariance properties not available to complex numbers on the complex plane⁵.

This “duality” corresponds to the fact that there have always been two ways to model complex numbers: as two-dimensional vectors and as the rotational components informed by Euler's formula: $e^{i\theta} = \cos(\theta) + i\sin(\theta)$ [13]. The rules for operating on those vectors in the complex plane define a commutative algebra. The two-dimensional version of geometric algebra is non-commutative and, as a graded algebra, can be represented on three manifolds, one for each of the grades.

4 See Figure 3, Figure 10, and Figure 11.

5 “...the complex numbers product is geometrically meaningless, because its geometric interpretation is always related to the real axis of the specific complex numbers coordinate system of the 2D plane.”[12]

Making the grade

The development of rotors on a spherical manifold takes as its starting point the familiar planes defined by combinations of the unit vectors which produce those bivectors ($\mathbf{e}_1\mathbf{e}_2, \mathbf{e}_2\mathbf{e}_3, \mathbf{e}_3\mathbf{e}_1$). They in turn frame the space we work with (Figure 1 and Figure 7). These are elements of a standard basis in G^3 . The difference here is that they are no longer assumed to inhabit a purely Euclidean space. Instead they provide a platform for developing rotational dynamics on a sphere.

In order to define a multiplication that gives proper meaning to bivector algebra as the algebra of rotors on a spherical manifold, the way chosen is to let the product of those unit combinations sweep out an arc from the first to the second, say \mathbf{e}_1 to \mathbf{e}_2 . That path along a great circle has length $\pi/2$. This leads to the following conjecture:

- The unit basis vectors associated with Euclidean space and their use in defining basis elements on a spherical manifold model the process in higher dimensions.

Released from the constraint of working on a single manifold, we are free to consider extensions of the idea of a physical space where basis elements are no longer restricted to the Euclidean realm. In placing the individual graded components of geometric algebra on separate manifolds, the natural assumption is that the binomial theorem informs the development of basis elements for each grade, providing a hint of what's to come in higher dimensions.

For the grades of a two dimensional algebra we can enumerate the basis elements as follows:

Table 1: Basis elements for three grades

Binomial Coefficient	Basis	Manifold
$\begin{pmatrix} 2 \\ 0 \end{pmatrix}$	1	Real Line
$\begin{pmatrix} 2 \\ 1 \end{pmatrix}$	(1, 1)	Euclidean Plane
$\begin{pmatrix} 2 \\ 2 \end{pmatrix}$	$\pi/2$	Circle

Here the assumption is that by introducing rotational dynamics on the circle we have swept the unit basis element \mathbf{e}_1 a length $\pi/2$ to \mathbf{e}_2 . That we take as the basis element of the pseudoscalar on the circle. What emerges is a harbinger of what we see in higher dimensions as shown previously (Figure 8 and Figure 9) and what is suggested below.

Working with manifolds in three dimensional geometric algebra which has four grades, we have the basis elements we know and one which is unknown – the pseudoscalar basis:

Table 2: Basis elements for four grades

Binomial Coefficient	Basis	Manifold
$\binom{3}{0}$	1	Real Line
$\binom{3}{1}$	(1, 1, 1)	Euclidean Space
$\binom{3}{2}$	($\pi/2, \pi/2, \pi/2$)	Sphere
$\binom{3}{3}$?	Volume

Presumably the unknown basis, whatever it might entail, will be built into higher-dimensional Clifford algebras. Even and odd grading may also have a role to play in determining the form of the pseudoscalar basis in 3D, and those of higher dimensionality. With this model for each set of graded bases, the presumption is therefore that the mystery pseudoscalar basis will be incorporated into the standard basis in 4D as $\binom{4}{3}=6$ elements.

The adoption of $\pi/2$ as the basis element on a spherical manifold also reveals the algebra of bivectors as nothing more than a spin around the sphere. For example, working with the bivectors shown in Figure 9:

$$\mathbf{i}_1^4 \mathbf{i}_2 = (\mathbf{e}_2 \mathbf{e}_3)^4 \mathbf{i}_2 = (\mathbf{e}_2 \mathbf{e}_3)^2 (\mathbf{e}_2 \mathbf{e}_3)^2 \mathbf{i}_2 = (-1)(-1) \mathbf{i}_2 = \mathbf{i}_2 \quad (6)$$

Reversing the spin of $\mathbf{e}_2 \mathbf{e}_3$ and changing the sign of the bivector multiplier results in the same configuration for \mathbf{i}_2 which is as it should be. It does not matter in which direction the great circle the bivector resides on is rotated in its full trip around the sphere:

$$(-\mathbf{i}_1)^4 \mathbf{i}_2 = (-\mathbf{e}_2 \mathbf{e}_3)^4 \mathbf{i}_2 = (-\mathbf{e}_2 \mathbf{e}_3)^2 (-\mathbf{e}_2 \mathbf{e}_3)^2 \mathbf{i}_2 = (-1)(-1) \mathbf{i}_2 = \mathbf{i}_2 \quad (7)$$

Two multiplications instead of four also result in the proper transition: the product has reversed the rotation of the bivector on the sphere:

$$(-\mathbf{i}_1)^2 \mathbf{i}_2 = (-\mathbf{e}_2 \mathbf{e}_3)^2 \mathbf{i}_2 = (-\mathbf{e}_2 \mathbf{e}_3)^2 \mathbf{i}_2 = (-1) \mathbf{i}_2 = -\mathbf{i}_2 \quad (8)$$

On a sphere of radius 1 it also happens that the surface area bounded by three orthogonal unit bivectors of length $\pi/2$ is also $\pi/2$ (Figure 15). This is suggestive of a homology involving Euclidean space[14] where the unit basis defines an area of measure 1 .

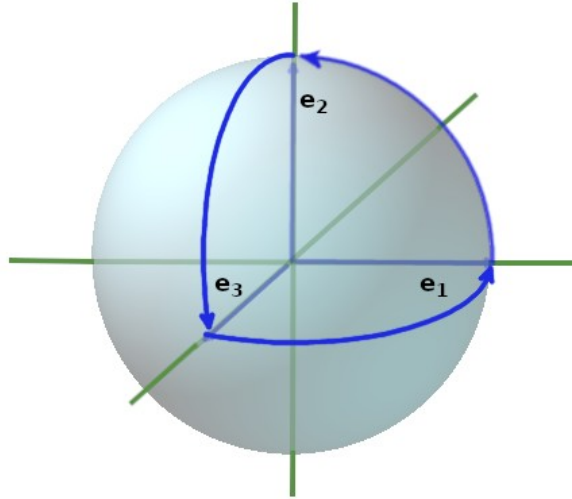


Figure 15: Bivectors of length $\pi/2$ enclose surface area of $\pi/2$

Spin cycle

An algebra with both an addition and a multiplication defined on a sphere – one with basis vectors residing on that manifold – opens a range of dynamical possibilities. As one example a sequence of multiplications involving six consecutive transformations by basis elements – a total of 3π – returns the bivector it operates on to its original configuration. Arbitrarily choosing i_3 as the initial rotational bivector, a successive set of orthogonal multiplications shows that:

$$\begin{aligned}
 i_2 i_3 &= i_1 \\
 i_3 i_1 &= i_2 \\
 (-i_1) i_2 &= -i_3 \\
 i_2 (-i_3) &= -i_1 \\
 i_3 - i_1 &= -i_2 \\
 (-i_1)(-i_2) &= i_3
 \end{aligned} \tag{9}$$

Imagining these movements as continuous forces acting simultaneously leads to the idea of a swirling motion systematically covering specific portions of the sphere. The obvious tool to develop this idea is video animation delivering a visual representation of this motion.

Work on quaternions[9] [15] [16] [17] has used the concept of frames as a way to understand transitions to higher dimensions up to and including the 4π rotation of the belt-trick in 4D[18]. The algebra of basis elements on the sphere shown in (9) suggests that another possible way to approach this is by rotational extension into that additional dimension, with eight movements resulting in a 4π return to position.

The relocation of graded elements onto manifolds also offers a range of possibilities for conceptualizing models of the physical world. The center of a sphere can be driven by a force vector propelling it through space, while on that sphere rotational dynamics involving bivectors are in play. Additive and multiplicative forces on that

driven sphere could result in pressure wave pulsations as well as those swirling motions. The possibilities would seem to be endless.

In imagining a linearly driven sphere hosting a spinning bivector, it is clear that three-dimensional basis elements in Euclidean space could also situate that sphere. The linear vector would transform its basis forward to the center of the sphere where a rotor is working. The open question is whether applying the operations of the geometric algebra could identify the relationship between the linear vector and the rotor it is propelling. Preliminary calculations bring up the same ideas developed in a previous section (Mirroring the geometric algebra of 2-D in 3-D) subject to further examination.

The ecology of multi-dimensional space

As has been stated often by David Hestenes, the elements of a geometric algebra are extensions of what we have long thought of as “numbers”:

“I submit that Clifford Algebra is as universal and basic as the real number system. Indeed, it is no more and no less than an extension of the real number system to incorporate the geometric concept of direction. Thus, a Clifford Algebra is a system of directed numbers.” [5]

With even greater clarity, he observed that he understood the grammar of geometric algebra to be:

“An arithmetic of directed numbers encoding the geometric concepts of magnitude, direction, sense and dimension” [19]

It was this very idea of the directionality of geometric elements – inherent in Grassmann’s definition of the outer product[20] – that Felix Klein adopted in his writings about geometry[21]. That directionality, successfully deployed on multiple manifolds, brings a broader vision of how the disposition of forces can play out in those geometric spaces. Implicit in this simple but profound idea is that of dynamism. The linear vectors of physics are conceived in exactly that way. Weighting those vectorial components incorporates that dynamism, the drive of a directed force or flow irrespective of any specific starting point. The development of rotors in two and three dimensions is a direct analog to that linear drive. It does nothing more than bring spinning vortices into play in the same way. No longer dependent on a fixed starting point, they exist in and of themselves as rotational analogs of linear forces.

The profoundly visionary work of Hermann Grassmann [22] which he pursued for decades and which eventually led Clifford to his epiphany [23], reveals itself to transcend Euclidean space, providing the conceptual tools to suggest movement between multiple manifolds. Singular points on a real line, rotations on circles, directed projections in Euclidean space, twisting spherical spirals ... these are the two- and three-dimensional abstract dynamisms available to geometric algebra. They only hint at the extra-dimensional extensions that may find their proper home in this all-encompassing mathematical framework.

Bibliography

- [1] B. J. Hiley and R. E. Callaghan, “The Clifford Algebra approach to Quantum Mechanics A: The Schroedinger and Pauli Particles,” *arXiv:1011.4031 [math-ph, physics:quant-ph]*, Nov. 2010, Accessed: Oct. 18, 2020. [Online]. Available: <http://arxiv.org/abs/1011.4031>
- [2] D. Hestenes, “Oersted Medal Lecture 2002: Reforming the mathematical language of physics,” *American Journal of Physics*, vol. 71, no. 2, pp. 104–121, Jan. 2003, doi: 10.1119/1.1522700.
- [3] B. J. Hiley, “Process, Distinction, Groupoids and Clifford Algebras: an Alternative View of the Quantum Formalism,” in *New Structures for Physics*, vol. 813, B. Coecke, Ed., in Lecture Notes in Physics, vol. 813. , 2012, pp. 705–750. Accessed: Oct. 18, 2020. [Online]. Available: <http://arxiv.org/abs/1211.2107>
- [4] A. Macdonald, *Linear and Geometric Algebra*. CreateSpace, 2011.
- [5] D. Hestenes, “A Unified Language for Mathematics and Physics,” in *Clifford Algebras and Their Applications in Mathematical Physics*, J. S. R. Chisholm and A. K. Common, Eds., in NATO ASI Series. , Dordrecht: Springer Netherlands, 1986, pp. 1–23. doi: 10.1007/978-94-009-4728-3_1.
- [6] *Geometric Algebra 3*, (Oct. 10, 2015). Accessed: Sep. 07, 2022. [Online Video]. Available: <https://www.youtube.com/watch?v=f3zM6THQDRA>
- [7] P. Lounesto, *Clifford algebras and spinors*. in London Mathematical Society Lecture Notes, no. 286. Cambridge; New York: Cambridge University Press, 2001.
- [8] K. Shoemake, “Animating Rotation with Quaternion Curves,” in *Proceedings of the 12th Annual Conference on Computer Graphics and Interactive Techniques*, in SIGGRAPH ’85. New York, NY, USA: ACM, 1985, pp. 245–254. doi: 10.1145/325334.325242.
- [9] A. J. Hanson, *Visualizing Quaternions*, 1st ed. in Interactive 3D Technologies. Elsevier, 2005. [Online]. Available: <https://www.elsevier.com/books/visualizing-quaternions/hanson/978-0-12-088400-1>
- [10] B. J. Hiley and R. E. Callaghan, “The Clifford Algebra Approach to Quantum Mechanics B: The Dirac Particle and its relation to the Bohm Approach,” *arXiv:1011.4033 [math-ph, physics:quant-ph]*, Nov. 2010, Accessed: Oct. 18, 2020. [Online]. Available: <http://arxiv.org/abs/1011.4033>
- [11] P. J. Nahin, *An Imaginary Tale: The Story of “i” [the square root of minus one]*. Princeton University Press, 2010.
- [12] H. Li, “Chapter I - Introduction,” in *Invariant Algebras and Geometric Reasoning*, World Scientific, 2008, pp. 1–23.
- [13] T. Needham, *Visual Complex Analysis*. Clarendon Press, 1999. Accessed: Feb. 27, 2016. [Online]. Available: <https://global.oup.com/academic/product/visual-complex-analysis-9780198534464>
- [14] E. W. Weisstein, “Homology.” Accessed: Dec. 21, 2022. [Online]. Available: <https://mathworld.wolfram.com/>
- [15] A. J. Hanson, “Visualizing Quaternions,” in *ACM SIGGRAPH 2005 Courses*, in SIGGRAPH ’05. New York, NY, USA: ACM, 2005. doi: 10.1145/1198555.1198701.
- [16] J. C. Hart, G. K. Francis, and L. H. Kauffman, “Visualizing Quaternion Rotation,” *ACM Trans. Graph.*, vol. 13, no. 3, pp. 256–276, Jul. 1994, doi: 10.1145/195784.197480.
- [17] L. Vicci, “Quaternions and Rotations in 3-Space: The Algebra and its Geometric Interpretation,” University of North Carolina at Chapel Hill, USA, Technical Report, Jun. 2001.
- [18] M. Staley, “Understanding Quaternions and the Dirac Belt Trick,” *European Journal of Physics*, vol. 31, no. 3, pp. 467–478, May 2010, doi: 10.1088/0143-0807/31/3/004.
- [19] D. Hestenes, “Differential Forms in Geometric Calculus,” in *Clifford Algebras and their Applications in Mathematical Physics*, F. Brackx, R. Delanghe, and H. Serras, Eds., in

Fundamental Theories of Physics. Dordrecht: Springer Netherlands, 1993, pp. 269–285. doi: 10.1007/978-94-011-2006-7_31.

- [20] D. Fearnley-Sander, “Hermann Grassmann and the Creation of Linear Algebra,” *The American Mathematical Monthly*, vol. 86, no. 10, pp. 809–817, Dec. 1979, doi: 10.2307/2320145.
- [21] F. Klein, *Elementary Mathematics from an Advanced Standpoint: Geometry*, Third., vol. 2, 3 vols. New York, N. Y.: Dover, 1939. Accessed: Dec. 17, 2022. [Online]. Available: <https://store.doverpublications.com/0486434818.html>
- [22] H. Grassmann, *A New Branch of Mathematics: The “Ausdehnungslehre” of 1844 and Other Works*. Chicago: Open Court Publishing Company, 1995.
- [23] P. Clifford, “Applications of Grassmann’s Extensive Algebra,” *American Journal of Mathematics*, vol. 1, no. 4, pp. 350–358, Jan. 1878, doi: 10.2307/2369379.