

Stable Motion Path of Airborne Charged Particles by Large Charges on the Earth's Surface (Formation of Two Type Seismic Clouds)

Fumitaka Inuyama Senior Power Engineer (e-mail: inusanin@yahoo.co.jp)

Permanent address: 5-17-33 Torikai Jonan-ku, Fukuoka City, 814-0103, Japan

Thermal Power Dept., Kyushu Electric Power Co., Inc.(www.kyuden.co.jp) (Retired)

Introduction

Phenomena that occur before an earthquake : 1) Ground elevation, horizontal distortion, and inclination 2) Abnormalities in seismic activity and changes in seismic activity areas 3) Changes in seismic wave velocity 4) Changes in geomagnetism, ground current, electric field, and electrical resistance 5) Changes in well water and changes in the amount of spring water in tunnels 6) Changes in radon concentration and chlorine content in groundwater 7) Abnormalities and luminescence phenomena of electromagnetic radiation 8) Abnormal behavior of humans, animals, birds, beasts, and insects 9) Heavenly conditions. It seems that events such as are occurring.[1] [2]. In Japan, one of the world's leading earthquake countries, is not accepted enough for seismic clouds because they have not been physically and mathematically proven.

As a factor in luminescence phenomena and changes in geomagnetism, ground current, and electric fields, which are precursors to large-scale earthquakes, a mechanism has been proposed in which a free charge is generated in the crust when pressure is applied to the bedrock of the earth's crust, which appears on the ground surface and generates a ground surface charge, which also has an electrical impact on the sky. [3] [4] [5] Thus, it is clear that a large charge on the earth's surface exerts a Coulomb force on charged particles suspended in the air, and the stable motion path of airborne charged particles (water vapor) is elucidated based on the principle of minimum mechanical energy, and then the formation of two type seismic clouds is studied in this paper.

1. Coulomb force of point charge

1-1. Equations of motion of charged particles

The earth's surface is defined as the x - y plane, the downwind direction of the horizontal wind is the x axis, its vertical direction is the z axis, the wind speed is defined as $(V_x, 0, V_z)$, and the coordinate origin is highly charged Q' , and the charge of airborne charged particles is defined as q . The equations of motion of charged particles taking into account inertia, Stokes viscosity($6\pi\mu r$), Coulomb force, gravity and buoyancy are:

$$m \frac{d^2x}{dt^2} + 6\pi\mu r \left(\frac{dx}{dt} - V_x \right) + \frac{Q'q}{4\pi\epsilon_0\epsilon_r} \cdot \frac{\partial}{\partial x} \left[\frac{1}{\sqrt{x^2 + y^2 + z^2}} \right] = 0$$

$$m \frac{d^2y}{dt^2} + 6\pi\mu r \left(\frac{dy}{dt} \right) + \frac{Q'q}{4\pi\epsilon_0\epsilon_r} \cdot \frac{\partial}{\partial y} \left[\frac{1}{\sqrt{x^2 + y^2 + z^2}} \right] = 0$$

$$m \frac{d^2z}{dt^2} + 6\pi\mu r \left(\frac{dz}{dt} - V_z \right) + \left(m - \frac{4\pi r^3 \rho}{3} \right) g + \frac{Q'q}{4\pi\epsilon_0\epsilon_r} \cdot \frac{\partial}{\partial z} \left[\frac{1}{\sqrt{x^2 + y^2 + z^2}} \right] = 0$$

Here, the symbols are simplified as follows (Eq. 1) ~ (Eq. 3).

$$C(z) = 6\pi\mu r, \quad Q = \frac{Q'q}{4\pi\epsilon_0\epsilon_r}, \quad G(z) = \left(m - \frac{4\pi r^3 \rho}{3} \right) g, \quad R = \sqrt{x^2 + y^2 + z^2},$$

$$(1) \quad m \frac{d^2x}{dt^2} + C(z) \left(\frac{dx}{dt} - V_x(z) \right) - Q \cdot \frac{x}{R^3} = 0$$

$$(2) \quad m \frac{d^2 y}{dt^2} + C(z) \left(\frac{dy}{dt} \right) - Q \cdot \frac{y}{R^3} = 0$$

$$(3) \quad m \frac{d^2 z}{dt^2} + C(z) \left(\frac{dz}{dt} - V_z(z) \right) + G(z) - Q \cdot \frac{z}{R^3} = 0$$

The above equations are two-order ordinary differential equations of a three-way coalition, and it is considered realistically difficult to solve analytically using algebra. Measurement examples of altitude changes in viscosity μ , density ρ , and wind speed V_x are shown (Fig. 1) ~ (Fig. 3).

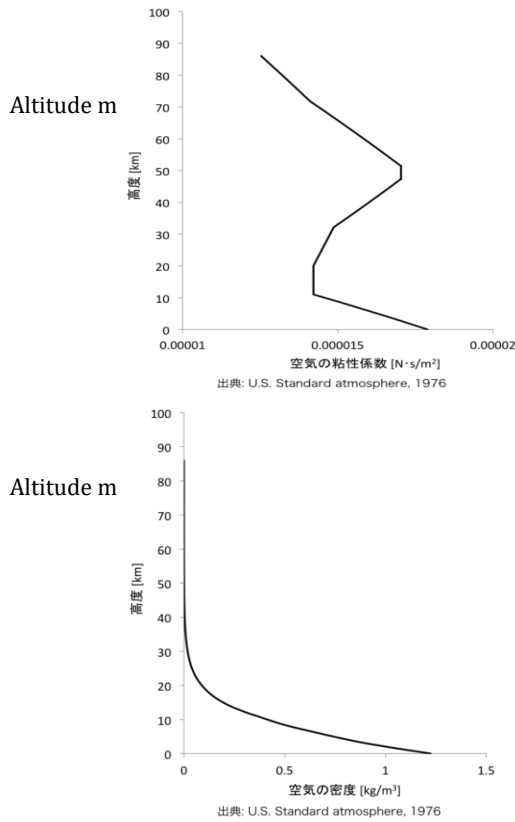


Fig. 1, 2 viscosity μ and density ρ of air vs altitude [6]

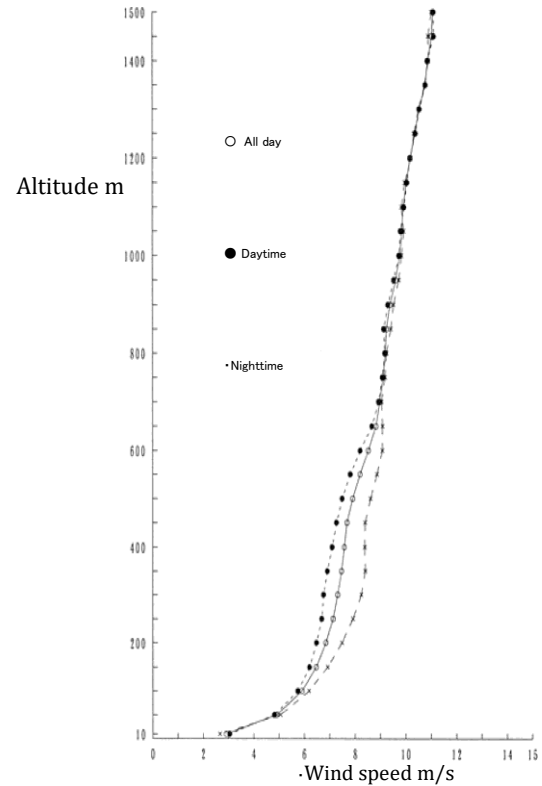


Fig. 3 Wind speed distribution by altitude [7]

Since the air density ρ is a function of the altitude z , the viscosity term $C(z)$ and the gravity term $G(z)$ are first approximated for about 10 km or less. The same applies to wind speed.

$$C(z) = -az + b \quad , \quad G(z) = \alpha z + \beta \quad (a, b, \alpha, \beta > 0 \quad , \quad z < 10,000\text{m})$$

$$V_x(z) = \varepsilon z + V_{x0} \quad , \quad V_z(z) = -\eta z + V_{z0} \quad (\varepsilon, \eta > 0)$$

If it examines the equation of motion of (Eq. 1) ~ (Eq. 3)

① From (Eq. 2) it is an even function of y . ($y = -Y$ is the same function as (Eq. 2))

From (Eq. 2) $y=0$ is a singular solution. ($y=0$ holds for all domains of t)

② From (Eq. 1) in case of $t \rightarrow \infty$, it becomes $x = V_x t$

From (Eq. 2) it becomes $y = k_y$

In case of $t \rightarrow \infty$, since z is in equilibrium $dz/dt = 0$, it becomes $C(z)V_z(z) = G(z)$ from (Eq. 3).

$$\text{The equilibrium height is } z_e = [aV_{z0} + b\eta + \alpha \pm \sqrt{(aV_{z0} + b\eta + \alpha)^2 - 4a\eta(bV_{z0} - \beta)}] / 2a\eta$$

If the solution of differential equations is $x = x(t, k_1, k_2)$, $y = y(t, k_3, k_4)$ and $z = z(t, k_5, k_6)$, any integral constant k_i is determined by the initial position and initial velocity of the particle. Among the countless paths, ① and ② alone do not determine a specific energy stable path. Singular solutions of differential equations are also one of the countless paths.

1-2. Mechanical energy

The energy dissipation E_D by air viscosity consumed from time to moment is expressed as follows.

$$E_D = \int C(z)(dx/dt - V_x)dx + \int C(z)(dy/dt)dy + \int C(z)(dz/dt - V_z)dz$$

Mechanical energy E_M is expressed as (Eq. 4).

$$(4) \quad E_M = \frac{m}{2} \left[\left(\frac{dx}{dt} \right)^2 + \left(\frac{dy}{dt} \right)^2 + \left(\frac{dz}{dt} \right)^2 \right] + G(z)z + Q/R$$

Since the motion of an object is based on the principle of mechanical energy minimum (in other words, maximum dissipation energy and increase in thermodynamic entropy), objects with unstable energies deviate from their paths due to slight disturbances and gradually become close to paths with low energy.

From the mechanical energy equation, it can say the following.

- ③ From (Eq. 4) it is an even function of x . ($x=-x$ is the same function as (Eq. 4))
From (Eq. 4) it is an even function of y . ($y=-y$ is the same function as (Eq. 4))
- ④ To minimize E_M , always $x=\text{constant}$, $y=\text{constant}$ and $R=\text{small/large}$ ($Q = -/+$) are advantageous.

As a result of ①~④, the mechanical energy stable path is singular $y=0$. Also $x = V_x t$, $z = z_0$ at $t=\infty$.

1-3. Equations of motion at the time of calm

In the morning and evening when the weather is nice, the sea breeze and mountain breeze subside, so temporarily, it is $V_x = V_y = 0$. The equation of motion at the time of calm is as follows in polar coordinates, but it is difficult to solve rigorously.

$$\text{radius } \rho \text{ direction} \quad m \frac{d^2 \rho}{dt^2} + C(z) \left(\frac{d\rho}{dt} \right) - Q \cdot \frac{\rho}{R^3} = 0 \quad \rho = \sqrt{x^2 + y^2}$$

$$z \text{ direction} \quad m \frac{d^2 z}{dt^2} + C(z) \left(\frac{dz}{dt} - V_z(z) \right) + G(z) - Q \cdot \frac{z}{R^3} = 0$$

However, according to mathematical singular consideration, if there is no wind in the horizontal direction, the energy stable path is $x = y = 0$ ($\rho = 0$) and becomes a straight line rising vertically from the origin.

1-4. Equations of motion at a distance

The approximate equation of motion at coordinates far from the origin ($|x| \gg z$, $y = 0$) is as follow. However, assuming that the change range is small, $C(z)$, $V_z(z)$, $G(z)$ let to be constant.

$$m \frac{d^2 x}{dt^2} + C \left(\frac{dx}{dt} - V_x \right) - Q \cdot \frac{1}{x^2} = 0 \quad m \frac{d^2 z}{dt^2} + C \left(\frac{dz}{dt} - V_z \right) + G - Q \cdot \frac{z}{x^3} = 0$$

Even in the above equation, since solving algebraically is a great amount of work [8], it can be solved by further omitting the Q term by micro-omission.

$$m \frac{d^2 x}{dt^2} + C \left(\frac{dx}{dt} - V_x \right) = 0 \quad , \quad m \frac{d^2 z}{dt^2} + C \left(\frac{dz}{dt} - V_z \right) + G = 0$$

$$x = k_1 \exp \left(-\frac{Ct}{m} \right) + V_x t + k_2 \quad , \quad z = k_5 \exp \left(-\frac{Ct}{m} \right) + \left(V_z - \frac{G}{C} \right) t + k_6$$

Thus, when t is larger, it is a horizontal strip of $x = V_x t + k_2$, $z = k_6$ and conforms to the result of §2-2.

2. Coulomb force of axisymmetric charge distribution

2-1. Equations of motion and mechanical energy of charged particles

Since the ground surface charge spreads with charge distribution on the ground surface rather than point charge Q' , consider an axisymmetric charge distribution $\sigma'(r)$ like a normal distribution curve or a water surface pattern falling water droplet. In this case, the equations of motion of the charged particle are (eq. 1') ~ (eq. 3'), and the mechanical energy is (eq. 4').

$$(1') \quad m \frac{d^2x}{dt^2} + C(z) \left(\frac{dx}{dt} - V_x(z) \right) - \int_0^\infty dr \int_0^{2\pi} \frac{x \sigma(r) r d\theta}{[(x - r \cos\theta)^2 + (y - r \sin\theta)^2 + z^2]^{3/2}} = 0$$

$$(2') \quad m \frac{d^2y}{dt^2} + C(z) \left(\frac{dy}{dt} \right) - \int_0^\infty dr \int_0^{2\pi} \frac{y \sigma(r) r d\theta}{[(x - r \cos\theta)^2 + (y - r \sin\theta)^2 + z^2]^{3/2}} = 0$$

$$(3') \quad m \frac{d^2z}{dt^2} + C(z) \left(\frac{dz}{dt} - V_z(z) \right) + G(z) - \int_0^\infty dr \int_0^{2\pi} \frac{z \sigma(r) r d\theta}{[(x - r \cos\theta)^2 + (y - r \sin\theta)^2 + z^2]^{3/2}} = 0$$

$$(4') \quad E_M = \frac{m}{2} \left[\left(\frac{dx}{dt} \right)^2 + \left(\frac{dy}{dt} \right)^2 + \left(\frac{dz}{dt} \right)^2 \right] + G(z)z + \int_0^\infty dr \int_0^{2\pi} \frac{\sigma(r) r d\theta}{\sqrt{(x - r \cos\theta)^2 + (y - r \sin\theta)^2 + z^2}}$$

It transforms (Eq. 1') and (Eq. 2') to (Eq. 1'') and (Eq. 2''), here $\sin\Phi = y/\sqrt{x^2 + y^2}$

$$(1'') \quad m \frac{d^2x}{dt^2} + C(z) \left(\frac{dx}{dt} - V_x(z) \right) - \int_0^\infty dr \int_0^{2\pi} \frac{[x - r \cos\Phi \cos(\theta - \Phi)] \sigma(r) r d\theta}{[x^2 + y^2 + z^2 + r^2 - 2r(x^2 + y^2)^{1/2} \cos(\theta - \Phi)]^{3/2}} = 0$$

$$(2'') \quad m \frac{d^2y}{dt^2} + C(z) \left(\frac{dy}{dt} \right) - \int_0^\infty dr \int_0^{2\pi} \frac{[y - r \sin\Phi \cos(\theta - \Phi)] \sigma(r) r d\theta}{[x^2 + y^2 + z^2 + r^2 - 2r(x^2 + y^2)^{1/2} \cos(\theta - \Phi)]^{3/2}} = 0$$

If the singular solution is $y=0$ (2'') $m \frac{d^2x}{dt^2} + C(z) \left(\frac{dx}{dt} \right) - \int_0^\infty dr \int_0^{2\pi} \frac{[0 - r \sin\Phi \cos(\theta - \Phi)] \sigma(r) r d\theta}{[x^2 + 0^2 + z^2 + r^2 - 2r(x^2 + 0^2)^{1/2} \cos(\theta - \Phi)]^{3/2}} = 0$

As a feature of these equations, although the singular solution $y=0$ of the mechanical energy stable path holds, it is no longer an even function of y . Also, $x = V_x t$ and $z = z_0$ hold at $t = \infty$. As a result, the stable path becomes a horizontal straight line at downwind and upwind locations far from the origin.

Photo 1: Seismic clouds extending eastward over Nara City on January 12, 1978, two days before the Izu Oshima Island Earthquake (M7.0), 330km away upwind.
(Photo by Chuzaburo Kamata)



2-2. Equations of motion at the time of calm

At the time of calm, it is temporarily $V_x = V_y = 0$, and the equation of motion at the time of calm is as follows in polar coordinates.

$$\text{radius } \rho \text{ direction} \quad m \frac{d^2\rho}{dt^2} + C(z) \left(\frac{d\rho}{dt} \right) - \int_0^\infty dr \int_0^{2\pi} \frac{\rho \sigma(r) r d\theta}{[\rho^2 + z^2 + r^2 - 2\rho r \cos(\theta - \varphi)]^{3/2}} = 0$$

$$\text{circumferential angle } \varphi \text{ direction} \quad m\rho \frac{d^2\varphi}{dt^2} + C(z)\rho \left(\frac{d\varphi}{dt} \right) = 0$$

$$\text{z direction} \quad m \frac{d^2z}{dt^2} + C(z) \left(\frac{dz}{dt} - V_z(z) \right) + G(z) - \int_0^\infty dr \int_0^{2\pi} \frac{z \sigma(r) r d\theta}{[\rho^2 + z^2 + r^2 - 2\rho r \cos(\theta - \varphi)]^{3/2}} = 0$$

According to mathematical considerations, when there is no wind in the horizontal direction, the mechanical energy stable path is the singular solution $x = y = 0$ ($\rho = 0$).

Photo 2 ; Upright cloud occurred on the evening of Jan.9,1995 taken directly above Akashi-Kaikyo Bridge in the epicenter vicinity one week before the Hyogo South Earthquake (M7.3), (Courtesy of Ms.T. Sugie, NEWS Post Seven) [9]



3. Formation of seismic clouds

Although the charge behavior in the ground and on the surface is not yet clear, according to the internet "A Study on Electrostatic Phenomena and Short-Term Prediction of Earthquakes", the charge on the surface can be interpreted as follows.

The charge can only exist on the surface of the conductor so as to keep the potential inside the conductor constant. When contact friction charging occurs due to continuous deformation strain of the bedrock or fluid friction charging due to the entry of high-pressure fluid into the bedrock (crack) deep underground, positive and negative static electric charge is generated continuously for time. Since the earth's crust can be regarded as a conductor with resistance, both bedrock and fluid conduct electricity and the charge of a conductor generated in the ground can only exist on the surface (when free electrons are stationary) and then the charge rises, and the charge distribution continuously appears on the surface.

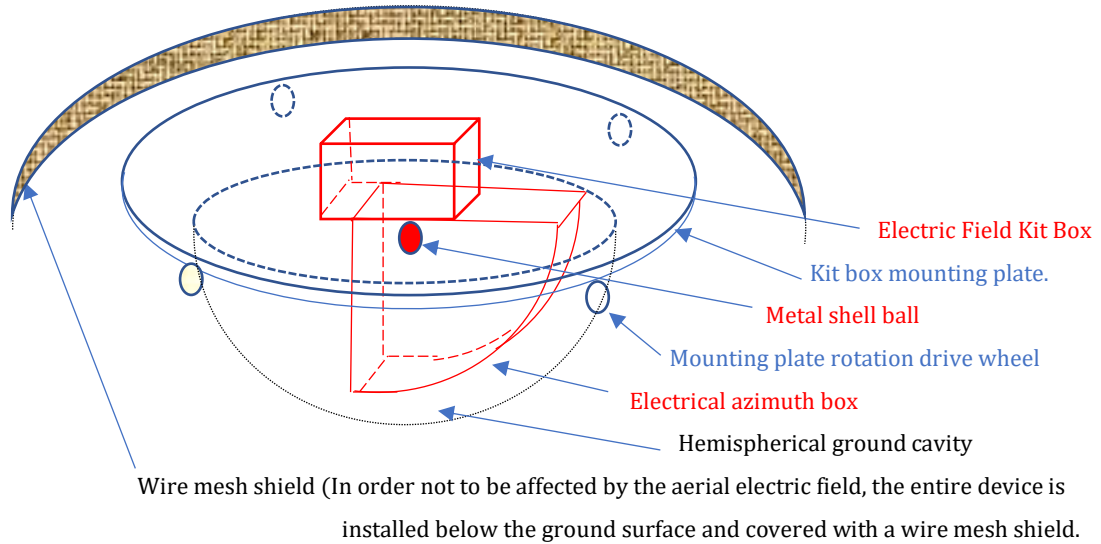
For example, the charge distribution shows such that a negative appears directly above the fluid and a positive appears around it (just above the bedrock), but in this case, the positive charge neutralizes the negative charge on the crustal surface.[10]

Since there is an infinite number of positively and negatively charged water vapor in the air, the large negative charge from the ground exerts the Coulomb force, and a lot of water vapor condenses close to the path with minimum mechanical energy that is less susceptible to disturbances. As a result, two type (horizontal and vertical) seismic clouds are formed here.

4. Earthquake source prediction by electric field (or micro-potential) measurement

Prediction of the epicenter by condensation clouds of moisture in the air is considered to be insufficient because it is limited by weather conditions such as wind speed and humidity. On the other hand, the intersection of the maximum electrostatic field orientation from two observation points by a simple electrostatic field (or micro-potential) compass can be inferred to be a very rough epicenter. The charge on the contact surface is generated continuously for time and it rises in the conductor and reaches the ground surface and sea surface while decreasing..

In the electrostatic field (or micro-potential) orientation method, precise zero-point adjustment or sensitivity adjustment of the measuring instrument is not required, but only the orientation is the problem. As shown in the concept of an electrostatic field (or micro-potential) compass (Fig..7), the electric field (or micro-potential) compass box is surrounded by a fan-shaped metal plate that opens only in one direction, and the metal shell sphere receives the electric field from one direction, and the metal plate shields the electric field from the other direction. The measurement principle is the same for both electrostatic field measurement and micro-potential measurement.



Metal Shell Ball and Kit Box
(Osaka Univ. developed)



Field Orientation Box and Expanded View
(Right)

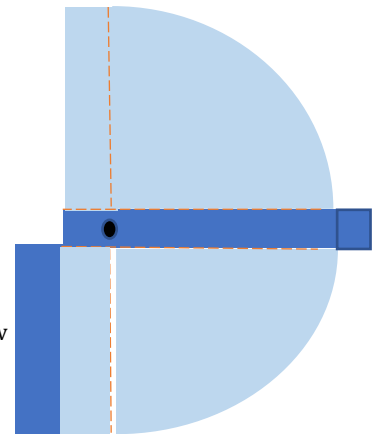


Fig. 7 Conceptual diagram of installation of electrostatic field azimuth

Declarations

Acknowledgments

Funding: This research did not receive any specific grant from funding agencies in the public, commercial, or not-for-profit sectors.

I thank Dr. Yuko Masaki for editing an early draft of this manuscript.

Author Contributions

F. I. developed the theory and wrote the manuscript.

Competing Interests

The author declares no competing interests including financial and non-financial interests.

References

- [1] Series Learning from the Great Hanshin-Awaji Earthquake: Earthquake Prediction and Signs, Journal Isyoshi Vol.38No.12 (1997), Umikiyo Hirohara (Okayama Univ. of Science) 【JPN】
- [2] Internet Earthquake Prediction and Omen, Tani Michiyoshi 2005/9/11 Search 【JPN】
- [3] Elucidation of the mechanism of rupturing-induced electromagnetic phenomena in rocks - KAKEN Tsutsumi Akito (Kyoto Univ.) <http://kaken.nii.ac.jp/ja/.../KAKENHI-PROJECT-13640459/>
- [4] Mechanism of Ground Surface Charge Generation during Earthquakes IEEJ, Vol. 117, No. 10 C (1997) Takeuchi, Nakahachi (Tohoku Univ.) 【JPN】

- [5] Theory of surface plasma waves caused by electric charges generated as precursors to earthquakes, Masafumi Fujii (Univ. of Toyama) 【JPN】
- [6] www. Standard atmosphere: Formulas for calculating temperature, pressure, density, sound velocity, viscosity coefficient, and kinematic viscosity coefficient of air at each altitude
- [7] www.city.nagoya.jp/.../48Jhyoka_shiry01_02.pdf, Average wind speed vertical distribution by altitude,
- [8] Official Handbook of Higher Mathematics Trans. Kawamura and Imoto, Asakura 2013 【JPN】
- [9] There is "no scientific basis" for the "seismic clouds" witnessed in the Great Hanshin-Awaji 【JPN】
Internet Earthquake www.news.yahoo.co.jp/.../525a9287cf4ecb98402daf1488d4c... 2023/9/1 search
- [10] Internet "A Study on Electrostatic Phenomena and Short-term Prediction of Earthquakes" 2023/9/1 search 【JPN】