

The Solar System Geometry (Part 4)

By Gerges Francis Twadrous

2nd course student – Physics Department - physics & Math faculty –
peoples' friendship University – Moscow – Russia

gergesfrancis@yandex.ru /mrwaheid1@yahoo.com /+201022532292

Abstract

This paper suggests 3 ideas which are:

1st Idea

The Earth moves with C velocity (light velocity) relative to the Sun

i.e.

The light is produced by **The Earth Motion**, where

The Earth transforms her motion mechanical waves into light waves, producing the light beams

These light beams travel to the sun and reflect on her where the sun is just a mirror.

The Earth Motion = The Solar Planets Daily Velocities Total based on new time rate defined by the Earth.

2nd Idea

A high light velocity ($4C = 1.2$ million km/ sec) is found behind the Solar geometrical structure

This Idea contradict and invalidate the Relativity theory basic Hypothesis.

The Light production process is done based on the following equation

"Gerges F. Tawdrous Equation"

$$\frac{1}{4} C \times 4C = C^2$$

Where

- ❖ $1/4 C$: The planets velocities total relative to the sun
- ❖ $4C$: The High Velocity Of Light, I claim is found behind the Solar geometrical structure
- ❖ C^2 : The sun light source

3rd Idea


Not all the solar group components are found in the same frame, rather there are solar planets move with C velocity relative to others.

Keywords: Sun Nature –Speed of light- The Relativity theory

S. Virgin Mary Assumption into Heaven.

Written in Cairo – Egypt

22nd September 2017



Gerges Francis Tawadrous/

1

2nd Course student – physics Faculty – People's Friendship University – Moscow –Russia..

mrwaheid1@yahoo.com gergesfrancis@yandex.ru

+201022532292

IN THE ALMIGHTY GOD NAME
Through the Mother of God mediation
I do this research

Planetary Fact Sheet - Metric

	MERCURY	VENUS	EARTH	MOON	MARS	JUPITER	SATURN	URANUS	NEPTUNE	PLUTO
Mass (10²⁴kg)	0.330	4.87	5.97	0.073	0.642	1898	568	86.8	102	0.0131
Diameter (km)	4879	12,104	12,756	3475	6792	142,984	120,536	51,118	49,528	2390
Density (kg/m³)	5427	5243	5514	3340	3933	1326	687	1271	1638	1830
Gravity (m/s²)	3.7	8.9	9.8	1.6	3.7	23.1	9.0	8.7	11.0	0.6
Escape Velocity (km/s)	4.3	10.4	11.2	2.4	5.0	59.5	35.5	21.3	23.5	1.1
Rotation Period (hours)	1407.6	5832.5	23.9	655.7	24.6	9.9	10.7	-17.2	16.1	-153.3
Length of Day (hours)	4222.6	2802.0	24.0	708.7	24.7	9.9	10.7	17.2	16.1	153.3
Distance from Sun (10⁶ km)	57.9	108.2	149.6	0.384*	227.9	778.6	1433.5	2872.5	4495.1	5870.0
Perihelion (10⁶ km)	46.0	107.5	147.1	0.363*	206.6	740.5	1352.6	2741.3	4444.5	4435.0
Aphelion (10⁶ km)	69.8	108.9	152.1	0.406*	249.2	816.6	1514.5	3003.6	4545.7	7304.3
Orbital Period (days)	88.0	224.7	365.2	27.3	687.0	4331	10,747	30,589	59,800	90,588
Orbital Velocity (km/s)	47.4	35.0	29.8	1.0	24.1	13.1	9.7	6.8	5.4	4.7
Orbital Inclination (degrees)	7.0	3.4	0.0	5.1	1.9	1.3	2.5	0.8	1.8	17.2
Orbital Eccentricity	0.205	0.007	0.017	0.055	0.094	0.049	0.057	0.046	0.011	0.244
Axial Tilt (degrees)	0.01	177.4	23.4	6.7	25.2	3.1	26.7	97.8	28.3	122.5
Mean Temperature (C)	167	464	15	-20	-65	-110	-140	-195	-200	-225
Surface Pressure (bars)	0	92	1	0	0.01	Unknown*	Unknown*	Unknown*	Unknown*	0
Number of Moons	0	0	1	0	2	67	62	27	14	5
Ring System?	No	No	No	No	No	Yes	Yes	Yes	Yes	No
Global Magnetic Field?	Yes	No	Yes	No	No	Yes	Yes	Yes	Yes	Unknown
	MERCURY	VENUS	EARTH	MOON	MARS	JUPITER	SATURN	URANUS	NEPTUNE	PLUTO

<http://nssdc.gsfc.nasa.gov/planetary/factsheet/>

Contents

Subject	Page No.
Abstract	1
Planetary Fact Sheet - Metric	2
Contents	3
1- Introduction	4
2- Research Methodology	5
3- Earth moves with c velocity relative to the Sun	6
3-1 The Factor $1/4 C$ and solar planets velocities total	7
3-2 A new time rate	8
3-3 The velocity $1/4 C$ at Earth axis	9
3-4 The Velocity $4 C$	10
3-5 The Matter Creation	12
3-6 The Moon Motion	14
3-6-1 The Lunar Month	16
4- The Light High Velocity = $4C$ is found in the solar system geometry.	18
4-1 The Main Idea	19
4-2 Jupiter and Saturn were created from 2 light beams, each velocity = $4 C$ (1.2 m km/sec)	21
4-3 The Solar group geometrical structure is created Based on Jupiter and Saturn	22
4-4 The Moon orbit relationship with Jupiter & Saturn	24
4-5 The General Discussion	27
4-6 The Saturn and Jupiter relationship (closed relationship)	31
5- The product light C^2	33
5-1 The Main equation	33
5-2 Newton Gravitational law Equation	36
5-3 why the Light is produced in Value C^2	38
5-4 Lorentz Contraction Concept	38
Appendix No. 1 The Planets alignment in December 2012	41
Author Curriculum Vitae	50
The Author Other Papers	56

1- Introduction

The main idea of this paper can be summarized as following:

- The sun light, which we see every day, isn't produced by the sun but by the Earth loaded motion where the Earth in her motion transforms her motion mechanical waves into light waves, based on her rate of time, producing the light beams, which will travel to the sun to be reflected on her...Because the Sun disc is just a mirror
- The Earth loaded motion means the total planets velocities daily based on a new rate of time defined by the Earth motion

The light production process is defined by important equation which we will study perfectly in this paper... let's see the equation again here...

"Gerges F. Tawdrous Equation"

$$\frac{1}{4} C \times 4C = C^2$$

Where

- ❖ $1/4 C$: The planets velocities total relative to the sun which we will study deeply in point No. 3
- ❖ $4C$: The High Velocity Of Light which I claim is found behind the solar geometry. In point No. 4 we will discuss this velocity deeply

**Note Please: If This Velocity Is Found That Means,
The Relativity Principle Hypothesis Was Mistaken..**

- ❖ C^2 : The squared light Velocity (the sun light source and Lorentz equation factor) we will discuss this value in point No. 5 in full details.

2- Research Methodology

I study the solar system geometry by using the planets data analysis...

Let's provide an example to explain...

10921 km (moon circumference) x 86400 second (solar day) = 943 m km
(943 million km = Earth orbital circumference)

What idea we may get from this equation... ?

**If the Earth rotates around the sun a complete revolution in one day only,
So the moon circumference will be a distance of 1 second of her motion!**

Is it truth?

I don't know...

I don't support this meaning, I suggest a meaning we can reach from this equation...

So, this equation suggests this meaning.... That's good..

I will leave this equation with her meaning a side, and wait if there are many other relationships support this same meaning, then I may consider this meaning has some truth..!

This is the way by which I study the solar geometry....

I analyze the available solar data and try to find explanations for the logical and geometrical relationships between them...

All these relationships are suppositions, nothing is truth...

When **the same meaning is supported by many relationships**, in this case I begin to consider this meaning has some truth,

Note/ some consider such equation or relationship is just "pure coincidence", and this idea is possible also.... If I don't find more support for the same meaning I'll neglect it as "pure coincidence"....

So, the research methodology can be summarized in following:

- 1- I use NASA Planetary Fact Sheet – Metric – found in page No. 2 of my paper with its link.
- 2- The solar planets data are my treasure, I depend on them completely..
- 3- No previous concepts I believe in, just I try to reach **The Suitable Geometrical Structure Of The Solar Group**, through this process we may support concepts or disprove others, that depends on the final solar geometrical structure.
- 4- I suggest ideas and extend my thinking with **Each Relationship Contains Only Solar Planet Data**, and these suggested meanings will be in waiting to find more support.
- 5- I accept only **The Supported Meaningful Pieces** of the data analysis and **gather them together to form the general solar system Geometry...**

3- Earth moves with c velocity relative to the sun

3-1 The Factor $1/4 C$ and solar planets velocities total

3-2 A new time rate

3-3 The velocity $1/4 C$ at Earth axis

3-4 The Velocity $4 C$

3-5 The Matter Creation

3-6 The Moon Motion

3-1 The Factor 1/4 C and solar planets velocities total

All solar planets rotate in the same direction around the sun, that enable the velocities addition easily.

Let's imagine the solar group is a big disc has many layers, and the sun is a point in the center (or focus), where her motion is low relative to the solar group motion.

Now let's imagine that, any layer motion in this group causes the whole disc to move together

Let's see that deeply

When the Earth rotates one complete revolution around the sun, the whole disc (solar group) with rotate around the sun by her revolution, that means all the solar group will revolve by the earth motion only..!

Now if the Earth and Mars rotate one revolution for each, so the whole group will rotate 2 times.. i.e.

If each planet rotates one revolution around the sun, So the whole group together will revolve 9 times around the sun...

this is the imaginary description!

What we get in truth?

The planets velocities addition, can be a logical idea effective on the whole group motion...

So let's perform the solar planets velocities additions in following

We use the solar planets velocities for one day	
The planet	Velocity per day
Mercury	4.095 million km /day
Venus	3.094 million km /day
Earth	2.57 million km /day
The Moon ¹	2.41 million km /day
Mars	2.082 million km /day
Jupiter	1.1318 million km /day
Saturn	0.838 million km /day
Uranus	0.5875 million km /day
Neptune	0.4665 million km /day
Pluto	0.40608 million km /day
Total	17.61 m km

So The Solar Planets Velocities Total Per Day = 17.61 mkm

Note/

In sub-point No. 3-6 we discuss in full details How the moon velocity per day = 2.41 mkm which equals his orbit circumference?!

¹ - The Moon here is The Earth- Moon, I never refer to any other moon in this paper

3-2 A New Time Rate

A New time is sounded before! Who may remember...?
It's the interesting equation in the research Methodology, let's write it here again

10921 km (moon circumference) x 86400 second (solar day) = 943 m km
(943 million km = Earth orbital circumference)

and the conclusion was,
If the Earth rotates her complete revolution around the sun in one day only, The Moon circumference will be 1 second distance of her motion!

And for whom such time?
For the sun!

We have 2 different times in the solar group..

The Earth time which we know perfectly

And the sun time

Where

1 Day Of The Sun Time = 1 Year Of The Earth Time

New time rate..!

Let's see if it's useful for our velocities total

The solar planets velocities total = 17.6 million km / day

What's this velocity relative to the sun time?

1 sun day = 1 Earth year

237 seconds of sun time = 1 Earth day

Now we have a distance = 17.6 million km

And

A time = 237 seconds

What's the velocity?

$V = d/t = 1/4 C$ (The Light Velocity)

So, what result we have?

The planets velocities total = 1/4 light velocity relative to the sun
(Result No.1)

3-3 The velocity 1/4 C at Earth axis

The specific relationship between the Sun, Earth and moon was observed always, and there's no clear explanation for it.

The reason is

That the new rate of time made by the Earth...

The Earth revolution creates 2 different times

For that reason the time rates between the Earth and Sun is 1 :366

This rate is based on the Earth motion...

Because the Earth rotates daily around her axis to create one day for her own time, but rotates around the sun a complete revolution to create one day for the sun time!

The Earth is the player who creates this harmony....!

So,

The Earth is not a common planet in the solar group,

Nor her servant the moon, who also is very specific servant....

The New Time Rate Is The Reason To Transform The Mechanical Waves Into Light Beams

For that reason the light beams are produced by the Earth...

The Glorified Earth – The Great Creator House-

Let's summarize our conclusions in following:

- 1- The solar planets velocities total = 17.6 million km per day relative to the Earth time rate
- 2- The solar planets velocities total = 17.6 million km per 237 seconds relative to the sun time rate
- 3- The total velocity is low relative to the Earth
- 4- The total velocity =1/4 of C (Light velocity) relative to the sun.
- 5- That means, the planets motions (the mechanical waves) are transformed into light beams (light waves), based on the sun new rate of time created by the Earth motion...

The Main Question

But 1/4 (C is light velocity) **Is Not Enough** to transforms the mechanical waves into light waves! How that's happened?

Let's discuss this question in following...

3-4 The Velocity 4C

Of course the question is clear

1/4 C is low velocity and can't transform the mechanical waves into light waves...? SO How that's happening

Actually the answer is clear also

The solar system geometry is found based on a high light velocity which is 4C (=1.2 million km/ sec)

This velocity which I claim is found behind the solar geometrical structure

That means

The solar group is created by this velocity (4C = 1.2 million km /sec)...

This same light velocity is the source from which the solar group geometry is created...

That means the solar geometrical structure = this light high velocity and behave in place of it... !

What that means?

Let' imagine one gear rotates 1 time each 1 hour

But this same gear is assembled with another small gear which rotates 3 times when the big one rotates 1 time

The small gear also is assembled with another smaller gear with same rate

So,

When the big gear rotates 1 time the smallest gear will rotate 9 times...

This very simple example can explain to us how the geometrical structure can effect on the total final velocities...

The situation is the same in our solar description...

- The planets total velocities based on the time rate defined by the Earth = = 1/4 C (C is light velocity)
- But the solar group structure contains a high velocity of light = 4 C (1.2 million km/sec)....So
- What's the total effective velocity? Let's refer once again to our important Equation...

"Gerges F. Tawdrous Equation"

$$\frac{1}{4} C \times 4C = C^2$$

Where

- ❖ 1/4 C : The planets velocities total relative to the sun
- ❖ 4C :The light high velocity In point No. 4 we will discuss it

Note Please: if this velocity is found that means, the Relativity principle hypothesis was mistaken..

❖ C^2 :The squared light Velocity (the sun light source and Lorentz equation factor) we will discuss it in point No.5

THE MAIN POINT which we need to emphasis and confirm is that,
The Light High Velocity $4C$ (= 1.2 million km / sec) is found behind the solar group geometry and created the solar geometrical structure...

Now, the question is

If the solar group geometrical structure is made of light (high velocity light), why we see it as a matter & mass?

i.e.

If the Matter is created by the Light, why we see it as matter and Not as a light?

Let's discuss that in following...

3-5 The Matter Creation

How the Matter is created?

Who knows?

Einstein gave us an equation to change the mass value

$$m = \frac{m_o}{\sqrt{1 - \frac{v^2}{c^2}}}$$

This interesting equation tells us the mass is changing with the higher velocity...

To understand what's going on we need to concentrate our data and ideas as following

- 1- If The Light beams are produced by Earth motion where the Earth transforms her motion mechanical waves into light waves producing the light beams. (planets total velocities based on Earth new rate of time).

Let's ask, why we don't see these light beams, but we see the Earth As just matter?

- 2- Because The Earth moves with C velocity relative to the sun and we move with the Earth by the same velocity...
i.e.
No difference in velocities are found between our and Earth motions
For that we see the Earth as matter only because there's no difference in velocities between both.

But we see the sun as a source of light, spite the sun light is produced by the Earth and not by the sun?

- 3- Because the Sun moves very slowly relative to the Earth with rate 1:366 for that reason the sun can emerged the light to us based on the velocities difference.

Can we define the Matter based on this explanation?

- 4- The reason to see the matter or the light is the velocities difference, this idea we learnt from the Relativity theory.. the point here is the motion, because the Earth and all planets move with c velocity, and so all of them are matter relative to us because we also move with c velocity relative to the sun, so we need a stationary point to produce the light ...

Is there any real proof for this idea?

- 5- There are many, we will see through this paper, but one remarkable proof we'll discuss in sub-point (No.5-4) in which we'll study the Lorentz contraction concepts is used for the sun angel 7.25 degrees

Where I explained that, there are many lengths are contracted with this value 7.25%, in many different equations, we can find this contraction rate repeated frequently....and this caused by Lorentz contraction concept resulting from the velocities difference.

3-6 The Moon Motion

In this sub-point we discuss why the moon daily velocity = 2.41 million km, where this same value = his distance motion per month!

So How this value becomes his daily velocity?

The moon apogee radius = 406000 km

The lunar apogee circumference = 2.58 million km (mkm)

Earth rotates daily around her axis with all this circumference

i.e.

Earth rotates daily holding with her the moon orbit!

That means the moon orbit rotates with Earth daily around the Earth Axis complete rotation (360 degrees)

Let's see that deeply:

- The outer line of the moon apogee orbit radius 406000 km is the base line of the Earth motion, the Earth uses this line as a road to walk on it.
- The Earth body connected with the moon orbit completely as her own body and the Earth moves with this orbit as her vehicle
- The Earth rotates the Moon orbit on the outer line till the moon orbit rotates completely (360 degrees) and at this point the Earth daily rotation be completed.
- For that reason the moon orbit circumference = the Earth motion distance daily.

So, why the moon doesn't rotates with the Earth daily?! If his orbit rotates completely with the Earth daily rotation?!

- The Moon himself rotates completely in the opposite direction to his orbit motion, and for that the moon doesn't be taken in his orbit motion with the earth
- The Moon rotates his orbit completely daily, and just because the Moon rotates in the opposite direction of his orbit motion direction, the moon has the ability to catch his position in the sky, otherwise he would be taken by his orbit rotation with the Earth..
- The Moon can't move always with the apogee orbit radius (406000 km) for that reason his total distance daily is not equal the Earth motion, but only 2.41 m km that because the moon rotates with the average orbit and not the apogee orbit

- The apogee orbit motion with the Earth = 2.58 mkm but the moon motion in the opposite direction = 2.41 mkm, So the difference is 0.17 mkm, which causes **The Daily Actual Displacement For The Moon...**

- **The Actual Moon Displacement Daily Is 0.088 m km**, which equal 1/2 of the velocities difference. That because the opposite directions of the motions causes friction for the moon pulling process by his obit velocity, resulting an actual distance = 1/2 the velocities difference.

This simple explanation gives us some answer for the question

Why the moon orbit apogee circumference = The Earth daily motion distance?
i.e.

Why The moon apogee radius = 1/366 of the earth orbital distance?!

3-6-1 The Lunar Month

We have explained that the Earth loaded motion = $1/4 C$
And this velocity we reach as following

$$V = \frac{d}{t}$$

Where

$d = 17.6$ million km (the planets distances total daily)

$t = 237$ seconds (the new time rate of the Earth day)

so

$$V = \frac{1}{4}C$$

But what about the C velocity, what distance we need to perform C rating to the same time...

$d' = 17.6 \text{ m km} \times 4 = 71$ million km

The required distance is **71 million km**

This Value is **The Earth Quantum Energy**

That means, no planet load his velocity on Earth daily, but the loaded velocities are sent in quantum...

Let's study that in details

The Moon load his velocity on the Earth, So the Earth velocity will be increased by his velocity

But How the moon load his velocity on the Earth velocity?

Each 29.53 days!

The moon moves daily 2.41 million km (based on my previous idea)

71 million km = 2.41 million km x 29.53 days

So the moon load his velocity on the Earth once each 29.53 days

But how the moon load his velocity on the Earth?

He load his velocity on his orbit, and his orbit rotates with the Earth daily (as I explained)

So, the moon orbit moves daily 2.58 million km ...

Because he moves with the Earth...

71 million km = 2.58 million km x 27.3 days

What that means?

The moon load his velocity on his orbit in 29.53 days but the orbit load this velocity to the Earth in 27.3 days, So the rest part of the moon velocity will be the starting point for the next process...

For that reason the moon has 2 month periods
27.3 days sidereal month
29.53 days synodic month...

The previous process was the simple one,
And the other planets follow this same rule according to their orbital period and velocities ... which will make the explanation somehow complex
Any way the basic concept of Earth load velocity becomes clear ...

Just I need to confirm on that

The Earth Quantum Energy = 71 million km

4- The Light High Velocity = 4C is found in the solar system geometry.

4-1 The Main Idea

4-2 Jupiter and Saturn were created from 2 light beams, each velocity = 4 C
(1.2 m km/sec)

4-3 The Solar group geometrical structure is created Based on Jupiter and Saturn

4-4 The Moon orbit relationship with Jupiter & Saturn

4-4-1 The Moon orbit points are defined by Pythagoras theory

4-5 The General Discussion

4-6 The Saturn and Jupiter relationship (closed relationship)

4-1 The Main Idea

The Light High velocity $4 C$ ($=1.2 \text{ m km/sec}$) is found behind the solar geometrical structure...

This idea contradicts and invalidates the Relativity Theory Main hypothesis

The Main idea can be summarized as following:

- 2 light beams, the velocity of each = $4 C$, got coherence together
- The light coherence we learnt from Young experiment "**Double Slit Experiment**" and from which we knew that, the light can get coherence and the result will be bright fringes (spots) and dark spots between each other...
- So, the 2 light beams got coherence with each other and produced bright fringes and dark fringes...
- The bright fringes we see as planets but the black fringes we see as dark spaces...

Now let's ask

Why we see the bright fringes as planets?

- This question I have answered in sub-point 3-5 "The Matter Creation"

Note

- It's important to understand that the matter production from the light is produced by only one method, So this idea in which the planets matter are created by the light beams coherence, is the same method which Anderson used to produce Electron and positron from Gamma rays (1932)!! Because of the particle double nature, Let's discuss that deeply
- Anderson produced electron and positron from Gamma rays 1.2 Mev, by his experiment we learnt that the matter can be created from the light (Gamma rays)... but we should notice that, my suggested idea to produce the matter by the light waves coherence is the same method because the particle has double nature, So if the particle behaves as a particle he'll be produced by Anderson method, but if he behaves as a wave he will be produced by my idea... both cases produce the same particle.
- We need more deep vision here....Anderson Experiment produces electron and positron, so the product matters are in motions because of

their charges, and these motions & their velocities are defined before creation, because they are created based on the Gamma rays... i.e. the input is defined value so the output should be the same value because of the energy conservation....

- By this same way the matter is created by my suggested idea, the matter is created in motion and this motion with its velocity is defined before the creation... now the motion of electron and positron depend on their charges...but that's just outer face... the inner concept tells us that, the produced matter should be in motion regardless the reason... that's the main point... because the motion is a part of the balance based on which the matter is produced (or part of the light coherence based on which the matter is produced).... Let's explain that more clearly
- I want to say that, when the matter is produced from the light, she is produced in motion.. why? because by this motion the matter will produce light again, and so it will be a cycle and the energy will be conserved...So when Gamma rays gave birth to electron and positron we found they have necessary motions based on their charges.... But this is a reason for this situation, and when the matter is created deprived from the charge, the matter will find another reason to move her defined motion which is defined before her creation...
- **SHORTLY**.... The light can be transformed into matter, which will be produced in motion, and by this motion the matter will produce a light to complete the cycle and conserve the energy...

Based on that.... The solar group description can be as following

- 2 light beams, the velocity of each is $4C$ (1.2 m km/sec) got coherence, producing Jupiter and Saturn, where these 2 planets together produced the solar group rest members (8 planets and the sun), where all these planets were created in motions, by their motions they will produce a light beam to complete the cycle and conserve the energy, for that the solar group produce velocity $=1/4 C$, this value should be multiplying with the original value ($4C$), to produce C^2 which is the sun light source..
- In point No. 5 we'll discuss why the light uses the squared value C^2 !

4-2 Jupiter and Saturn were created from 2 light beams, each velocity = 4 C (1.2 m km/sec)

Let's summarize the main idea here

"Jupiter and Saturn are created from 2 light beams each velocity = 4C, then Jupiter & Saturn produced the rest planets...this is the main idea... but means.. that the basics light beams = Jupiter + Saturn = all solar planets geometrical structure.. to complete the cycle and conserve the energy"

$$\diamond \frac{\text{Saturn} - \text{Circumference}}{2 * \text{Jupiter} - \text{Diameter}} = \frac{\pi}{\pi + 1} \quad (\text{Eq No. 1})$$

i.e.

$$\text{Saturn circumference} \times \pi = 2 \times \text{Jupiter diameter} (\pi + 1) = 4c$$

Of course this is the equation on which the 4C velocity idea is built.

But let's take a look at another important equation...

$$\diamond 1 \text{ Saturn Diameter} + 2 \text{ Jupiter diameters} = \text{the solar group planets diameters total} = \text{the distance between Earth and Moon (Apogee point)}. \quad (\text{Eq. No.2})$$

If we think a little we'll find that there are 2 Jupiter diameters in both equations, What meaning we can get from these 2 equations...?

I think the equations suggest the following meaning

"2 light beams– with high velocities 4C – created Jupiter and Saturn diameters, where Jupiter with Saturn created the other solar planets using specific geometrical rules "

In next item we'll discuss the solar geometrical structure and his creation from Jupiter & Saturn,

Who claims that, the equations and relationships aren't real and just pure coincidences will enjoy our next hard discussion...

4-3 The Solar group geometrical structure is created Based on Jupiter and Saturn

I have 12 equations express the relationships between Jupiter and Saturn, let's write them in following

$$\diamond \frac{\text{Saturn} - \text{Circumference}}{2 * \text{Jupiter} - \text{Diameter}} = \frac{\pi}{\pi + 1} \quad (\text{Eq No. 1})$$

$$\diamond 1 \text{ Saturn Diameter} + 2 \text{ Jupiter diameters} = \text{the solar group planets diameters total} = \text{the distance between Earth and Moon (Apogee point)}. \quad (\text{Eq. No.2})$$

$$\diamond 2 \text{ Jupiter Circumferences} - 1 \text{ Jupiter diameter} = 2 \text{ Saturn Circumference} \quad (\text{Eq. No.3})$$

$$\diamond \text{Saturn Circumference} = \text{the distance between Earth and Moon (total solar eclipse point)} \quad (\text{Eq. No.4})$$

$$\diamond \text{Jupiter Circumference} - \text{Apogee point radius} = \text{Apogee point radius} - \text{Perigee point radius.} \quad (\text{Eq. No. 5})$$

Pythagoras theory relationships...

$$\diamond \text{The distance between Earth and Moon (Apogee point)} = \sqrt{(\text{Jupiter} - \text{diameter})^2 + (\text{Saturn} - \text{Circumference})^2} \quad (\text{Eq. No. 6})$$

$$\diamond \text{Saturn} - \text{Circumference} = 2 \times \sqrt{(\text{Jupiter} - \text{diameter})^2 + (\text{Saturn} - \text{diameter})^2} \quad (\text{Eq. No.7})$$

$$\diamond \text{Saturn} - \text{Circumference} = \sqrt{(\text{Perigee} - \text{radius})^2 + (86000)^2} \quad (\text{Eq. No.8})^2$$

$$\diamond \text{Saturn} - \text{Diameter} = \sqrt{(86000)^2 + (86000)^2} \quad (\text{Eq. No.9})$$

$$\diamond \text{Jupiter} - \text{Diameter} = 2 \times \sqrt{(\text{Uranus diameter})^2 + (\text{Neptune diameter})^2} \quad (\text{Eq. No.10})$$

$$\diamond \text{Uranus Diameter} = \sqrt{(\text{Neptune diameter})^2 + (\text{Earth diameter})^2} \quad (\text{Eq. No.11})$$

$$\diamond \frac{\text{Sun} - \text{diameter}}{\text{Earth} - \text{Moon} - \text{distance}} = \frac{\text{Earth} - \text{diameter}}{\text{Moon} - \text{diameter}} = \frac{\text{Jupiter} - \text{Circumference}}{\text{Saturn} - \text{diameter}} = 3.66 \quad (\text{Eq. No. 12})$$

² - The value 86000 km we will discuss perfectly in point No. 4 of this paper

4-3-1 The Equations Discussion

The previous equations tell us many information, but let's discuss just one of them...

Eq. No. 3

❖ $2 \text{ Jupiter Circumferences} - 1 \text{ Jupiter diameter} = 2 \text{ Saturn Circumference}$

This equation almost tell us that,
Saturn diameter is defined based on Jupiter diameter..! why? And How?

How the planet diameter is created? What rules control this process? We don't know, We have no such rules? And no one can explain why any planet diameter has any value!!

Just because many equations use 2 diameters or circumferences of Jupiter, I feel the important equation (Rq. No. 2) gets some support!

❖ $1 \text{ Saturn Diameter} + 2 \text{ Jupiter diameters} = \text{the solar group planets diameters total} = \text{the distance between Earth and Moon (Apogee point)}$.

to see the relationship between Jupiter and Saturn more clear, we should discuss the moon orbit...

Let's try to do that

4-4 The Moon orbit relationship with Jupiter & Saturn

The moon has 3 specific points in his motion orbit, which are:

- ❖ **Perigee Point:** the nearest point to the Earth at distance 363000 km
- ❖ **Total Solar Eclipse Point,** at distance 378827.4 km
(= Saturn circumference)
- ❖ **Apogee Point:** the farthest point from the Earth at distance 406000 km

And I add

- ❖ **Jupiter circumference point:** at distance 449378 km
 - The distance from Jupiter circumference point to perigee = 86000km
 - The distance from Jupiter circumference point to Apogee = 43000 km

Why I added Jupiter Circumference point?

I learnt that from the moon orbit,

Saturn circumference= The total solar eclipse point, which is important point in the moon orbit...

And

We have seen, there's a strong relationship between Jupiter & Saturn,

So I supposed that..

May Jupiter Circumference also = some important point in the moon orbit!

But what I got from this supposition?

I got 3 equations as following

- ❖ **Jupiter Circumference – Apogee point radius = Apogee point radius – Perigee point radius..** (Eq. No. 5)

In this equation we see that, the distance between Jupiter circumference point to apogee point = 43000 km and the distance from apogee point to perigee point = 43000 km!

i.e. Apogee point is in the middle point between Jupiter Circumference point and perigee point!

i.e.

distance from perigee to Jupiter circumference = 43000+43000 = 86000 km

- ❖ **$Saturn\text{m} - Circumference = \sqrt{(Perigee - radius)^2 + (86000)^2}$** (Eq. No.8)

Eq. No. 8 tells us that, the total solar eclipse point (= Saturn circumference)

Is the right triangle hypotenuse whose sides are perigee radius and distance 86000 km

That means the Total Solar point is defined by Pythagoras theory based on this distance (86000km)... Means my supposition was somehow right!

❖ $Saturn - Diameter = \sqrt[2]{(86000)^2 + (86000)^2}$ **(Eq. No.9)**

This equation is a miracle!

How that can be possible...

Let's accept that, the Jupiter circumference point is real and effective in the moon orbit...

Let's accept that, the distance between this point and perigee (this distance =86000 km) is very important for the geometrical structure....!

Even if we accept the previous ideas! How can we understand that, Saturn diameter is defined based on this distance (86000)?!

It's very hard to understand...

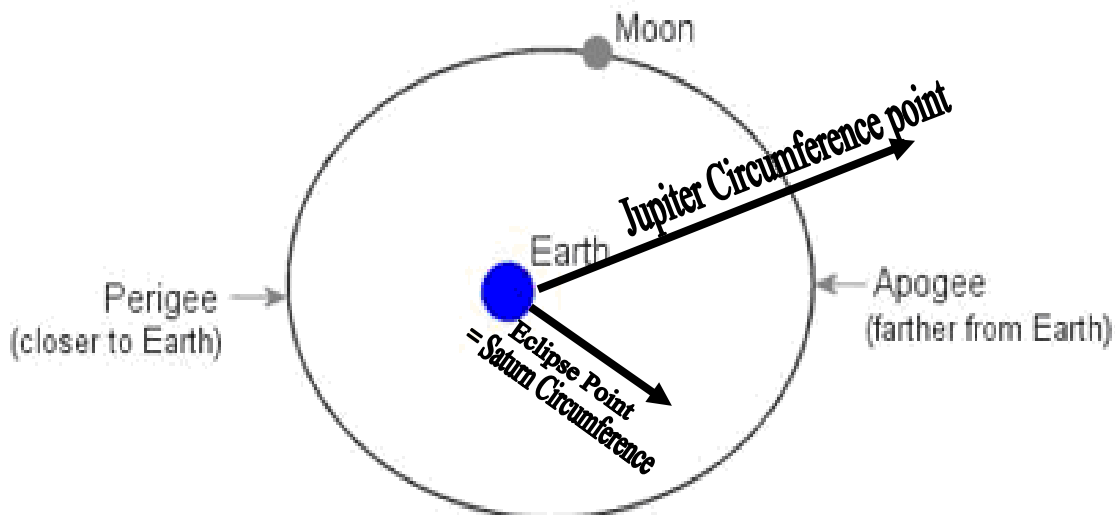
Of course I can suggest an idea to solve this problem, but this isn't useful, we need to extend our thinking to understand the solar geometry....

For that we should discuss the hard Equation No. 4

❖ Saturn Circumference = the distance between Earth and Moon (total solar eclipse point) **(Eq. No.4)**

To see how that can be possible for a planet circumference to be a distance

Before this studying we need just to refer one little puzzle before



4-4-1 The Moon orbit points are defined by Pythagoras theory

Let's remember

The moon orbit has 3 basic points, all of them are defined by Pythagoras theory

Let's be sure of that....

❖ **Perigee Point:** the nearest point to the Earth at distance 363000 km

❖ **Total Solar Eclipse Point,** at distance 378827.4 km
(= Saturn circumference)

$$\text{Saturn} - \text{Circumference} = 2 \times \sqrt[2]{(\text{Jupiter} - \text{diameter})^2 + (\text{Saturn} - \text{diameter})^2} \quad (\text{Eq. No.7})$$

❖ **Apogee Point:** the farthest point from the Earth at distance 406000 km

$$\text{The distance between Earth and Moon (Apogee point)} = \sqrt[2]{(\text{Jupiter} - \text{diameter})^2 + (\text{Saturn} - \text{Circumference})^2} \quad (\text{Eq. No. 6})$$

And Also

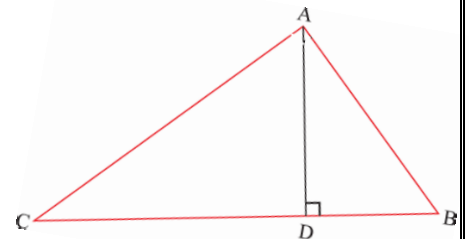
$$\text{The distance between Earth and Moon (Apogee point)} = \sqrt[2]{(\text{perigee})^2 + 1/2(\text{Saturn} - \text{Circumference})^2} \quad (\text{Eq. No13})$$

These equations no 6, 7 and 13 tell us that, the total solar eclipse & Apogee points are defined by Pythagoras theory based on perigee radius as one side of the right-angle triangle, with change the other side...

That means the moon motion points are defined based on the geometrical structure and not based on the gravity, as we thought before...

Let's see one more triangle to finish this sub-point

- ❖ A :is total solar eclipse point
- ❖ C: is The Earth
- ❖ D: is the perigee point at distance 363000 km from Earth
- ❖ B: is the Jupiter Circumference point at 449378.2 km



If we study this triangle carefully we will find that following

- ❖ AD = DB = 86000 km
- ❖ AB = Saturn diameter
- ❖ AC = Saturn Circumference (C is total eclipse point)

I wish it's clear that, the relationships are defined geometrically and there's no any "pure coincidences" ...

Any way, we can see that the equations give hard meanings for our geometrical basics, for that we need to extend our thinking and geometrical description

So let's discuss the equation No, 4 in the following point

- ❖ Saturn Circumference = the distance between Earth and Moon (Eq. No.4)

4-5 The General Discussion

Let's discuss the following equation (No. 4)

❖ **Saturn Circumference = the distance between Earth and Moon (total solar eclipse point)** (Eq. No.4)

How that can be possible!, How the planet Circumference can be a distance?!

Some objections:

- 1) Saturn circumference is a curved line (circle) but the distance between Earth and Moon is a straight line!
- 2) Saturn is a planet has a mass, So How can be a distance?
- 3) If Saturn is a light beam why he doesn't travels in light velocity, where we see him as the light rays?

There are many other objections, against the obscure idea that, Saturn Circumference is the same the distance between Earth and Moon at solar eclipse point!

But let's try to think in the previous questions

- **The First Question** requires definition of the straight and curved trajectories! And this idea Einstein learnt us.... he told us the straight and curved trajectories depend on the observer position... because when Einstein left a rock to fall while the train moves he saw the rock fall in straight trajectory but the people on train platform saw the rock moves in parabolic trajectory, so based on the observer circumstances the rock defined his trajectory..

What that means?

- I may saw 2 curved trajectories, but the first one is in motion relative to me and the second isn't ... by such way the 2 trajectories aren't equal each other spite the outer figures is the same relative to me.

That's what I'm trying to say....

- The solar group planets aren't all in the same frame relative to each other? Some components in the solar group move with c velocity relative to the others and the outer vision deceives us....(this is the main conclusion of this paper)

The Second Question

- How Saturn as a planet has a mass, can be a distance?

**The whole universe made of light (The research hypothesis)
So, why we see the matter? From where the matter is created?**

The mass is created because we move with c velocity and the light moves with c velocity and no difference in velocities between us (please review 3-5)

So, all the universe is matter relative to us

Because we have no difference in velocities between our velocity and the light velocity...

For that the whole universe should be matter relative to us

But

When a stationary place is found relative to us...

This stationary place will be considered source of light because of the difference of velocities between us

(the previous idea is the main explanation for the matter creation)

The Third Question

Of course it's easy to solve the third question

Why Saturn isn't a sun

Because Saturn moves with us but the sun is stationary relative to us

Let's provide here more puzzles concerning the moon orbit

4-5-1 the Moon orbit relationship with the solar planets diameters

4-5-2 the Earth Velocity

4-5-1 The moon orbit relationship with the solar planets diameters

We should remember Equation No. 2

- ❖ 1 Saturn Diameter + 2 Jupiter diameters = the solar group planets diameters total = **The distance between Earth and Moon** (Apogee point). (Eq. No.2)
- ❖ The moon orbital Perigee radius 363000 km = the outer planets diameters total
- ❖ The orbital distance from perigee to Apogee 43000 km = the inner planets diameters total.

Why such relationships are found?

No qualified geometry we have to answer such hard question

The following puzzle will give us more extension of thinking, that may help us to see much better

4-5-2 The Earth Velocity

Earth moves daily a distance = 2.58 mkm

By such velocity (2.58 mkm /daily) the Earth needs 58.4 days to cover her orbital distance to the sun!

Let's write that in equation

$$2.58 \text{ mkm / daily} * 58.4 \text{ days} = 150.6 \text{ mkm} \quad (\text{I})$$

(149.6 mkm, the registered earth orbital distance)

Why the Earth velocity covers her orbital distance during **this period**?

Let's see ...

The Total Solar Eclipse

At total solar eclipse, the moon must be near to the Earth, exactly must be at radius = **372380 km**

Now we have interesting data

This moon orbit radius $2\pi * 372380 = 58.4 * \text{Earth Circumference!}$ i.e.

Moon Orbital circumference at total solar eclipse = 58.4 * Earth Circumference (II)

What we may learn from these 2 equations No. I & II ?

Let's use very simple geometry to understand

Suppose this Moon orbit is a disk or a Gear

And the Earth circumference is another disk or Gear!

What will happen?

When the moon orbit rotates one rotation (the big gear rotates), that will cause the Earth to rotates 58.4 times around here axis!

But the Earth rotation is one day for us...!

That means

One rotation of the moon orbit will cause the Earth to rotates 58.4 rotations (days!) The Earth moves daily a distance = 2.58 mkmSo

If the moon orbit rotates one time only

He will cause the earth to rotates 58.4 times and moves a distance = her orbital distance!

This simple explanation can't be interesting if there's no harmony ...the point is

The Golden Lunar Orbit Whose Circumference = The Days Which The Earth Needs To Cover Her Orbital Distance By The Velocity Which No Factor Here May Effect On!!

The last 2 sub-points aimed to motive us to extend our thinking trying to understand the solar geometry, let's return to Jupiter & Saturn relationship

4-6 The Saturn and Jupiter relationship (closed relationship)

$$\diamond \frac{\text{Saturn} - \text{Circumference}}{2 * \text{Jupiter} - \text{Diameter}} = \frac{\pi}{\pi + 1} \quad (\text{Eq No. 1})$$

$$\diamond 1 \text{ Saturn Diameter} + 2 \text{ Jupiter diameters} = \text{the solar group planets diameters total} = \text{the distance between Earth and Moon (Apogee point)}. \quad (\text{Eq. No.2})$$

$$\diamond 2 \text{ Jupiter Circumferences} - 1 \text{ Jupiter diameter} = 2 \text{ Saturn Circumference} \quad (\text{Eq. No.3})$$

$$\diamond \text{Saturn} - \text{Circumference} = 2 \times \sqrt{(\text{Jupiter} - \text{diameter})^2 + (\text{Saturn} - \text{diameter})^2} \quad (\text{Eq. No.8})$$

The previous relationships give us strong impression

It's closed relationship

Simply Jupiter defines Saturn diameter & circumference (Eq. No.3) !

We have studied Equation No. 1

Saturn circumference $\times \Pi = 2 \text{ Jupiter } (\Pi+1) = 4 C$ (1.2 m km/sec)

And we have said that, the value "2 Jupiter diameter" is necessary because the solar group diameters total = 2 Jupiter diameter + 1 Saturn diameter, and by such way the Eq. No. 1 expresses the whole solar group....

So, Eq. NO. 1 expresses the whole solar group means the value 4 C is found behind the whole solar group Geometry

It's not clear yet the geometrical relationship between Jupiter and Saturn, this point needs more research

But we know from the previous equations that

Both of them are born from the light beams whose velocity is 4 C

Then Saturn & Jupiter give birth to the solar group rest planets..

But as we have seen before

The matter (geometrical structure) can be a light in another frame, so the solar geometrical structure behaves as a high light velocity, as we have seen in the Main Equation

(Gerges F. Tawdrous Equation).

4-6-1 Jupiter & Saturn have relationships with the sun and moon

One more important remark

- Jupiter Circumference $\times \Pi =$ The Sun Diameter (Eq. A)
- Saturn Circumference = The Moon orbit radius at the total solar eclipse point. (Eq. No. 4)

It's new remarkable notice

Jupiter defines the sun diameter where Saturn defines the moon orbit radius!

What's the useful information here?

We understand that the sun in the sky, is created by the light beams send from the Earth

So, the sun actually created by the planets motions energies

Actually the Relationship between Jupiter and Saturn needs more research to answer such questions.

5- The product light C^2

5-1 The Main equation

5-2 Newton Gravitational law Equation

5-3 why the Light is produced in Value C^2

5-4 Lorentz Contraction Concept

5-1 The Main Equation

"Gerges F. Tawdrous Equation"

$$\frac{1}{4} C \times 4C = C^2$$

Where

- ❖ $1/4 C$: The planets velocities total relative to the sun
- ❖ $4C$: The High Velocity Of Light, I claim is found behind the Solar geometrical structure
- ❖ C^2 : The sun light source

We have studied this Equation many times, but How this equation is created...
Let's study that in following...

5-1-1 The velocity $4c$ creation

- Venus Circumference $\times \pi =$ Saturn diameter
- Venus Circumference $\times \pi^2 =$ Saturn Circumference
- Venus Circumference $\times \pi^3 =$ Saturn Circumference $\times \pi = 4C$

So we have the value $4C$

we can see that, the previous development is a support for Equation No. 1

$$\text{❖ } \frac{\text{Saturn - Circumference}}{2 * \text{Jupiter - Diameter}} = \frac{\pi}{\pi + 1} \quad (\text{Eq No. 1})$$

i.e.

$$\text{Saturn circumference} \times \pi = 2 \times \text{Jupiter diameter} (\pi + 1) = 4c$$

5-1-2 The Value C²

The Value C² is the Most important

Let's see that

- C² = 2π³ x Mars Orbital Circumference (1433.5 mkm)
- C² = 2π³ x Saturn orbital distance (1433.5 mkm)
- C² = π³ x Uranus orbital distance (2872.5 mkm)
- C² = π x Neptune orbital circumference (28255mkm)

NO error more than 1.5%

We should note that, Saturn orbital distance (=1433.5 mkm) is produced by multiplying Saturn diameter with Venus diameter

i.e.

- **Venus Circumference x π = Saturn Diameter**
- **Saturn Diameter x Venus Diameter = (Venus Circumference)²**
=1433.5 mkm (Saturn orbital distance)

So let's take a look at the following table

Table No. 1				
Constant	*πⁿ		The distance	Error
(Venus diameter) ²	* π ⁰		149.6 mkm Earth orbital distance	2%
	* π		455.8 m km Mars Orbital diameter	-
	* π ²		1433.5 mkm Saturn Orbital distance	-
	* π ²	/2	720.3 mkm Mercury Jupiter distance	-
	* π ²	*2	Uranus orbital distance	-
	* π ²	*4	Pluto orbital distance	1.4%
	* π ³		Neptune orbital distance	1.1%
	* π ⁻¹	*2	Earth Mercury distance	2%
	* π ⁻²	*4	Mercury orbital distance	2.5%
	* π ⁻²	*8	Venus Mars distance	-

Note please (-) means the error less than 1%

Note:

All Solar Planets Orbital Distances are defined based on (Venus diameter)²

The General Conclusions

1st

The factors $4C$ and C^2 are defined based on Venus and Saturn

So the General Equation is found as a result

"Gerges F. Tawdrous Equation"

$$\frac{1}{4} C \times 4C = C^2$$

Where

- ❖ $1/4 C$: The planets velocities total relative to the sun
- ❖ $4C$: The High Velocity Of Light, I claim is found behind the Solar geometrical structure
- ❖ C^2 : The sun light source

2nd

All planets orbital distance depend on Venus diameter and can reach to C^2 by Multiplying with $A\pi^n$

where

A: constant

n: natural numbers

which tells us that, all planets orbital distances are related to the Value C^2

5-2 Newton Gravitational law Equation

From the equation

$$m = \frac{m_o}{\sqrt{1 - \frac{v^2}{c^2}}}$$

We learnt that the mass is change with the high velocity high ...

i.e.

The mass is changing with the value C^2

But we know from the previous table (no.2) and discussion that the planet orbital distance is related to this same value C^2

What that means?

- Mass m is related to C^2
- distance d is related to C^2

that means

the mass is related to the distance...

for that reason Newton gravitational equation could define the distance between the planet and the sun because the distance and mass is connected each other through C^2

So Without Gravity Concept, Newton equation will be working
Because the mass and distance both are related to C^2 ...

5-2-1 is the mass a particle property

I- The Solar Group Mass Distribution

The solar group total mass distribution tells us the solar planets can't be created randomly....

Let's see that as following...

- The solar group total mass = $2667 * 10^{24}$ kg,
- This mass total is divided into 2 parts with rate 1: $(3.66)^2 = 200 : 2467$
- Value $2467 * 10^{24}$ kg is divided with rate 3/10 (Saturn Mass/Jupiter mass)
- $200 * 10^{24}$ kg is into 2 equal parts 100 (Neptune Mass) + 100 (others mass)
- $100 * 10^{24}$ kg is the total mass of (Uranus + Mercury + Venus + Earth+ the moon + Pluto) this value is distribution according to the following Equations..

$$\frac{Uranus - Mass}{Earth - Mass} = \frac{Venus - Mass}{Mercury - Mass} \quad (1)$$

$$Mars - Mass = Mercury - Mass \times (Mars - orbital - inclination) \quad (2)$$

$$Moon - Mass = \frac{Venus - Mass}{Earth - Mass} \times 100 = Pluto - (Mass \times moon - orbital - inclination) \quad (3)$$

- From this distribution, we found that,
The Earth Mass = (Mercury + Venus+ Moon +Mars) masses total

That means

$$\frac{Earth - Mass}{4planets - Masses - total} = \frac{Neptune - Mass}{(uranus - with - others)masses} \quad (4)$$

I found, that's very hard to distribute the solar group masses total by previous explanation randomly!

Specially, we found the used rate $(3.66)^2$ is the same rate we found between many planets diameters

Also we found the moon orbital inclination used for the moon mass definition (and Mars orbital inclination is used for Mars Mass)

The previous discussion gives us a clear vision, that the solar planets Masses aren't found randomly, rather found with ordering and the total Masses were distributed according to the whole geometrical structure and Not as property for each planet!

II- The sun Mass

$$\frac{the - Sun - Mass}{Jupiter - Mass} = \frac{Jupiter - Mass}{Earth - Mass} \times \pi \quad (\text{error } 4.5\%) \quad (5)$$

5-3 Why The Product light is in C^2 form and not just simple C..

Because the light behaves as a particle moves in 2 directions perpendicular on each other... and not behave as a wave.

5-4 Lorentz Contraction Concept

The idea is

I found in many equations the lengths values are contracted with the same rate which is 7.25%

we know that 7.25 degrees is the sun obliquity to ecliptic

So, I consider this contraction is found based on Lorentz contraction concept because of the velocities differences

Here I provide just 2 example as following

5-4-1 The Moon Orbit Apogee Value

❖ The Apogee radius – as we know – is 406000 km

But

❖ The total solar eclipse radius equal 375550 km

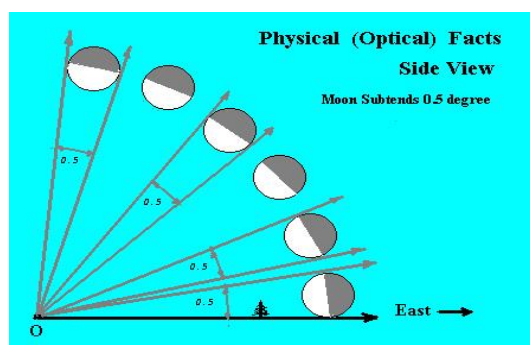
The difference between both = 7.25 % of the Apogee radius value

That tells us – as I understood- that

The Solar Eclipse point is created from the Apogee point through Lorentz contraction

Let's see the next example

5-4-2 The Sun and moon diameters angles



5-4-2-1 The Moon Diameter angle Is 0.5 Degree

we know that, the 2 sun rays which touch the moon diameter both sides has an angle = 0.5 degreewhat we may learn from that?

- The angle 0.5 degrees expresses the Moon diameter = 3475 km
- 360 degrees expresses =2.5 million km

But we know that,

The moon orbit circumference = Earth daily velocity = 2.5 million km

Earth rotates daily 360 degrees to perform this distance 2.5 million km

Where the Earth rotates with the moon orbit

All that may lead us to the following conclusion...

"The Earth velocity is defined based on the moon diameter angle"

5-4-2-2 The Sun Diameter angle Is 0.5 Degree

With the sun we will repeat what we did with the moon

- The angle 0.5 degrees expresses the Sun diameter = 1.392 mkkm
- 360 degrees expresses =1002 millions km

But the previous results don't give us the required results...

So, **let's suppose that the sun diameter is decreased with rate 7.25%**

And repeat the calculations

- The angle 0.5 degrees expresses the Sun diameter = 1.392 mkkm
- After decreasing
- The angle 0.5 degrees expresses the Sun diameter = 1.291 mkkm
 - 360 degrees expresses =930 millions km

940 million km is the Earth orbital Circumference (error 1%)

The conclusion here will be

"The Full Cycle Of The Sun Diameter Angle Defines The Earth Orbital Circumference"

5-4-2-3 Distance Of 1 Degree

- The moon full cycle distance (360 degrees) =2.5 m km
- 1 degree distance of sun diameter (before decreasing) =2.74 mkm
- 1 degree distance of sun diameter (after decreasing) =2.58 mkm

Let's see some important rates as following

- I- $\frac{2.74mkm}{2.5mkm} \times 360 = 388$
- II- $\frac{2.58mkm}{2.5mkm} \times 360 = 365.25$ Sidereal year
- III- $\frac{2.5mkm}{2.58mkm} \times 360 = 354.4$ Synodic year
- IV- $\frac{2.41mkm - (\text{moon} - \text{orbital} - \text{circumference})}{2.5mkm} \times 360 = 346.6$ nodal year

What conclusion we may reach here?

5-4-2-4 Earth Velocity & Orbital Circumference

We may summarize briefly the whole idea as following:

- The moon diameter angle full cycle = Earth daily velocity
- The full Cycle of the sun diameter angle (decreased) = Earth orbital circumference
- The rate between the previous 2 values create the sidereal year 365.25 days
- The rate between the sun diameter (before decreasing) and Earth daily velocity creates rate = 388 which very near to the rate 1/400 (moon/sun diameters rate)

The General Conclusion

- The Earth motion aims basically to rotate the full cycle of the moon diameter angle. We may imagine that the Earth orbital circumference is similar to a wall and the Earth daily motion is one brick, so the Earth Daily velocity builds the Earth orbital circumference day after day...

So

- The Sun, Earth & Moon diameters rate in comparison with their distances to the Earth were created because of the Earth daily velocity (or the Earth velocity is created because of these rates).

Note:

Is the sun diameter decreasing with rate 7.25% done because of Lorentz length retraction, based on the velocities difference between the Earth & the Sun?

Appendix No. 1 The Planets alignment in December 2012 (I called: The Egyptian Astronomic Phenomenon 2737)

1- Introduction

On 3rd December 2012 aligned 3 planets (Mercury, Venus and Saturn) on the three Great Pyramids heads in Egypt, the Phenomenon repeated just once each 2737 years.

I called this phenomenon

"The 2737 Egyptian Astronomic Phenomenon"

In this paper I present the proof that the 2737 Egyptian Phenomenon Cycle depends on the Moon Metonic Cycle!

And then in the 3rd Chapter I'll discuss how the three planets (Mercury, Venus and Saturn) depend on the Earth- moon orbit in their motions!

In this introduction I'll refer just to some interests we got by the 2737 Egyptian phenomenon.

PLANETARY ALIGNMENT WITH THE GIZA PYRAMIDS,
IT ONLY HAPPENS ONCE IN 2,737 YEARS



Some interests we got by 2737 Egyptian phenomenon:

- ❖ *First* we know that the Pyramids builders recognized the different astronomic cycles, and especially 2737 phenomenon, for that they built just 3 pyramids at its parallel line.
- ❖ *Second*, we know that the Pyramids builders knew the relative distances between the planets and built the pyramids at their rates!
- ❖ *Third* where the 2737 phenomenon repeated on 3rd December 2012 for the third time, so the Number 8211 years is important number for human life or at least for the pyramids age.
- ❖ *Fourth*, I may claim that the Pyramids builders built the three Pyramids specifically for the 2737 Egyptian phenomenon.
- ❖ *Note*: The Great Pyramid Height is 5776 Egyptian inches = the distance between the Sun & Pluto (each inch = 1 million kilometer)

1ST SECTION

Why the Lunar year doesn't correspond with the sidereal year at any cycle?³

We know that the moon turns with the Earth around the sun, so why the lunar year which equals 354.36 days (lunar Synodic period 29.53 days x 12 months) doesn't correspond to the Sidereal year that equals 365.25 days at any cycle?

We see the 32 Sidereal year a cycle = 11688 days

But the Lunar year cycle = 33 years - **5.81 days** = 11693.88 - 5.8 = 11688

And why there's this addition 5.81 days to prevent both periods to meet each other

We know that the plane of lunar orbit regresses 19 degrees each year that causes the eclipse to come early 19 days each year⁴

So that said the movement of 19 degrees causes change for 19 days

And now we see the lunar year come early 5.81 days, and the lunar plane has inclination to ecliptic equal approximately 5.14 degrees...

Can I suppose that this difference between Sidereal Cycle 11688 days and Lunar Cycle 11693.88 days which equals 5.8 days caused by the lunar plane inclination 5.14 degrees (later we will discuss How?) When we divided this inclination value 5.14 degrees (or the period 5.8 days) at 360 we find that, The Lunar orbital inclination causes the lunar Synodic day to come early approximately 21 minutes daily..

That lead to the following results

- The correct Synodic month is 29.515

- The correct Synodic year is 354.1818 days And by such way

The lunar cycle which contain 33 Synodic year = 11687.999days

The Sidereal Cycles which contain 32 sidereal year = 11688 days

Where both come to end in the same day

And So the cycle of 32 sidereal years equals 33 modified Lunar Synodic years (modified lunar year = 354.1818 days) perfectly

³ - the day defines here approximately 86164 seconds where the sidereal year is 365.25 days.

⁴ - Total Solar Eclipses and how to Observe them- Martin Mobberley- page. 11

2ND SECTION

The Basic Lunar Year 360 Days

Now I modified the lunar year already from 354.36 to be 354.1818 days

But there's another year related to the moon,

In this year we should added the modified year 354.1818 to the difference of days caused by the lunar orbital inclination which was 5.8 days approximately

So $5.8 + 354.1818 = 360$ days approximately

That's the ancient biblical year And I'll call it

The Basic Lunar Year

Now we have three types of years

- **The Basic Lunar Year** = **360 days**
- **The modified lunar Synodic year** = **354.1818 days**
- **The Sidereal year** = **365.25 days**

And we'll see how the Metonic Cycle effect on each of them

IN THE ALMIGHTY GOD NAME
Through the Mother of God mediation
I do this research

3RD SECTION

The 2737 Egyptian Astronomic Phenomenon depends on Metonic Cycle

The Metonic Cycle defines as a moon Cycle continues for 19 Sidereal Orbit year which equals 6939.75 days, and Metonic Cycle made because the Lunar orbit plane regresses yearly 19 degrees that causes the eclipses to come early 19 days yearly.

The Following Table shows How The Metonic Cycle Effect On The Different Years

Metonic Cycle Number	Sidereal years No. (365.25 days)	Number of modified Lunar year (equals 354.1818 days)		The Basic lunar Year Numbers (360 days) For each Metonic Cycle
		Lunar years in each Metonic cycle	The Lunar years (354.1818days) Numbers For each Metonic Cycle	
M. Cycle 1	19 S. Year	19	19 Lunar Y. + 210.295 days	19 BLY (Basic Lunar Year) + 99.75d(days)
M. Cycle 2	38 S. Y	20	38 L. Y. +420.59d = 39 L. Y + 66.408 d	38 BLY+ 199.5 d
M. Cycle 3	57 S. Y	19	58 L. Y + 276.703 d	57 BLY+ 299.25d
M. Cycle 4	76 S. Y	20	77 L. Y +486.998 d = 78 L. Y +132.8162 d	76 BLY+399d = 77 BLY+39 days
M. Cycle 5	95 S. Y	19	97 L. Y + 343.111d	96 BLY+138.75d
M. Cycle 6	114 S. Y	20	116 L.Y +553.406d = 117 L. Y + 199.224d	115 BLY+ 238.5d
M. Cycle 7	133 S. Y	20	136 L. Y +409.519d= 137 L. Y +55.3374d	134BLY+ 338.25d
M. Cycle 8	152 S. Y	19	156 L. Y +265.6324d	153 BLY+438d= 154 BLY+78days
M. Cycle 9	171 S. Y	20	175 L. Y +475.9274d= 176 L. Y + 121.745d	173 BLY+ 17.75d
M. Cycle 10	190 S. Y	19	195 L. Y+ 332.0406d	192 BLY+ 277.5d
M. Cycle 11	209 S. Y	20	214L.Y +542.3356d= 215 L. Y +188.1538d	211 BLY+ 37.25d = 212 BLY+ 17.25d
M. Cycle 12	228 S. Y	20	234 L. Y +398.4488d= 235 L. Y +44.267d	231 BLY+117d
M. Cycle 13	247 S. Y	19	254 L. Y +254.652d	250BLY+ 216.75d
M. Cycle 14	266 S. Y	20	273 L. Y +464.857d= 274 L. Y + 110.675d	269 BLY+216.5d
M. Cycle 15	285 S. Y	19	293 L. Y +320.9702d	288 BLY+416.25d= 289 BLY+56.25d
M. Cycle 16	304 S. Y	20	321L.Y +531.2653d= 313 L. Y +17.0834d	308 BLY+156d
M. Cycle 17	323 S. Y	20	332 L. Y +387.378d= 333 L. Y + 33.1966d	327 BLY+255.75d
M. Cycle 18	342 S. Y	19	352L.Y+ 243.4916d	346 BLY+ 355.5d
M. Cycle 19	361 S. Y	20	371L.Y +453.7866d= 372 L. Y + 99.60486d	365 BLY+455.25d= 366 BLY+ 95.25d
M. Cycle 20	380 S. Y	19	391 L. Y + 309.8992d	385 BLY+195d
M. Cycle 21	399 S. Y	20	410 L. Y + 520.1948d= 411 L. Y +166.013d	404 BLY+294.75 d
M. Cycle 22	418 S. Y	20	430 L. Y +376.308d 431 L. Y +22.12626d	423 BLY+394.5d= 424 BLY+ 34.25d
M. Cycle 23	437 S. Y	19	450 L. Y + 232.4212d	443 BLY+ 134.25d
M. Cycle 24	456 S. Y	20	469 L. Y +442.7162d= 470 L. Y + 88.5344d	462 BLY+ 234d
M. Cycle 25	475 S. Y	19	489 L. Y +298.829d	481 BLY+ 333.75d

IN THE ALMIGHTY GOD NAME
Through the Mother of God mediation

I do this research

M. Cycle 26	494 S. Y	20	508 L. Y + 509.1244d= 509 L. Y + 154.9426d	500 BLY+433.5d= 501 BLY+ 73.5d
M. Cycle 27	513 S. Y	20	528 L. Y +365.2376d= 529 L. Y +11.0558d	520 BLY+173.25d
M. Cycle 28	532 S. Y	19	548 L. Y +221.3508d	539 BLY+273d
M. Cycle 29	551 S. Y	20	567 L. Y +431.6458d= 568 L. Y + 77.464d	558 BLY+ 372.75d= 559 BLY+ 12.5d
M. Cycle 30	570 S. Y	19	587 L. Y + 287.759d	578 BLY+ 112.5d
M. Cycle 31	589 S. Y	20	606 L. Y + 498.054d= 607 L. Y + 143.8722d	597 BLY+ 212.25d
M. Cycle 32	608 S. Y	20	626 L. Y + 354.1872=627 L. Y	616 BLY+ 312d
M. Cycle 33	627 S. Y	19	646 L. Y + 210.295	635 BLY+ 441.75d = 636BLY+51.75d
M. Cycle 34	646 S. Y	20	665 L. Y + 420.5754d= 666 L. Y + 66.3936d	655 BLY+151.5d
M. Cycle 35	665 S. Y	19	685 L. Y + 276.6886d	674 BLY+ 251.25 d
M. Cycle 36	684 S. Y	20	704 L. Y +486.9836d= 705 L. Y ++132.801d	693 BLY+ 351 d
M. Cycle 37	703 S. Y	19	724 L. Y + 343.096d	712 BLY+ 450.75d =713BLY+90.75d
M. Cycle 38	722 S. Y	20	743 L. Y + 553.391d= 744 L. Y + 199.2092d	732 BLY+190.5d
M. Cycle 39	741 S. Y	20	763 L. Y +409.5042d= 764 L. Y + 55.3224d	751BLY+289.5d
M. Cycle 40	760 S. Y	19	783 L.Y + 265.6174d=	770BLY+389d= 771 BLY +29 days

The Previous Table Study classified into 2 parts

First Part : The study of the column of the modified lunar year (which equals 354.1818days)

- 1- **Each 32 Metonic Cycles** the last day of modified lunar year (equals 354.1818 days) corresponds with the last day of Metonic cycle which is the Sidereal Year last day where the lunar modified years equal 627 lunar years that equals 608 sidereal years perfectly.
- 2- The difference days between the Modified lunar year with the Metonic Cycle moves in Cycle and decreases as following (66.4- 55.33- 44.26- 33.19- 22.126- 11.0558 – 0.00 days) at 98 years interval (98 modified Lunar years – which equals 354.1818 days)
- 3- The modified Lunar years number for each Metonic Cycle shown in the table, and I found the following Modified Lunar Year order "**19-20-19-20-19-20**" repeats once with each Cycle consist of 627 modified Lunar year
 - a. That means with the last day of the Metonic Cycle No. 32 which equals 608 Sidereal Years but equals 627 Modified lunar year. after this Cycle ends, and starts the new one the modified lunar year order 19-20-19-20-19-20 will repeat once again as a mark for the new Cycle starting (this order in table marks by Gray color)
 - b. We can call the Metonic Cycle no. 32 a Cycle for the modified Lunar year with the Metonic Cycle (this Cycle in Table remarked by Yellow)

Second Part: The Study Of The column of the Basic Lunar Year (equals = 360 Days)

- 1- We see in the table the day common fractions spread through the cycles but these fractions unify to be one day each 4th Metonic Cycle which equals 76 Sidereal years (that similar to the Sidereal Year, 3 years equals 365 days and the 4th year is 366 days).....
- 2- but after 4th Metonic Cycle the last day of Basic Lunar year (which equals 360 days) doesn't correspond the last day of the Metonic Cycle because there are 39 days addition to the Basic Lunar years (means 76 Sidereal years = 77 Basic Lunar Years +39 days). And with the

- following cycles this number increases regularly by addition 39 days each 76 Sidereal years. (so after more 76 years we find at the 8th Metonic Cycle 154 Basic Lunar Year + 78 days.... And that continues)
- 3- But at Metonic Cycle No. 40th which equals 760 Sidereal Years we find this number equals 771 Basic Lunar years + **29 days**, and that means the rest days **decreased from 39 days to be 29 days during period (760 Sidereal Years -76 Sidereal years = 684 years)** and this is the difference between the Metonic Cycle No. 4 and Metonic Cycle No. 40...and all that says... **EACH 684 SIDEREAL YEARS, THE REST DAYS DECREASE 10 DAYS**
 - 4- Now we know that 39 days prevented the basic lunar year to end in the same day with the 4th Metonic Cycle, and we know this period 39 days decreases by 10 days each 684 sidereal years, and that means we need four Cycles which will decrease the 39 days to be (-1 day) which is the most near to the metonic Cycle.
 - 5- Now we need 4 Cycles of the period 684 years where **These 4 Cycles Equals 2736 Sidereal Years**
 - 6- And based on that the 2736 Phenomenon was a Metonic Cycle and this period was needed to Correspond the Basic Lunar year with the last day of Metonic Cycle (the Basic Lunar Year equals 360 days – the bible year which no one considers in modern life)
 - 7- Now we saw 39 days which found in Metonic Cycle No. 4, have decreased as (10/10/10/9) at interval 684 Sidereal years for each 10 days, by that we found the 2737 Egyptian phenomenon for which we researched,
 - 8- But still there are two questions, first about the number because we got the Cycle of 2736 Sidereal Years and not 2737 Sidereal Years, and the second question about the last day we need because 39 equals (10/10/10/9) and the decreasing **EACH 684 years equals 10 days** and that means the last cycle will have -1 day

We still have 2 question to answer respectively

The First Question

says we got relation to the Cycle 2736 Sidereal years and not to 2737 Sidereal years phenomenon? And how 2736 Cycle related to 2737 Cycle?

the answer

As we know Metonic Cycle is 6939.75days

We know Saros Cycle is 6585.35 days

And the difference between both is 354.2 days

Which equals a modified lunar year approximately..

While Metonic Cycle connected to Saros Cycle completely because the Metonic Cycle is The lunar Orbit Cycle and Saros Cycle is The Eclipse Cycles that made by the Moon itself.. all that say to us, there's great connection between both Cycles..

Because there's a complete year difference between them (regardless the explanation of How that occur!)

And we see this Cycle 2736 Sidereal years needs **a complete sidereal year** to be our phenomenon 2737 ...

So Both connected with Great Relation

While the first one depends on the Metonic Cycle that means the second also does.

The Second question about the minus day

39 days we found and the decreasing is 10 days each 684 Sidereal years means after 4 Cycles (2736 Sidereal years) the number 39 will decrease to be -1 day.. means the Metonic Cycle will finish after the last Basic lunar year day with one complete day..

So each 2736 Sidereal years we have -1 day

So this Cycle will continues to be 10 (-10) days and to consume in one Cycle 3736 Sideral Years

Where 27360 Sidereal years = 1440 Metonic Cycles (which we may call astronomy full day where the solar day equals 1440 Minutes).

A comment on

The Egyptian Astronomic Phenomenon 2737

I'm very surprised that there's no any study dealt "the 2737 Egyptian astronomic phenomenon"!

I see that not logical because the phenomenon tells us there were other people understood perfectly the universe astronomy and they gave us a great gift by building the great three pyramids as a references to such phenomenon, so why the modern astronomy doesn't try to compare our knowledge with theirs through encourage the studies and reports about this 2737 Egyptian astronomic phenomenon.. actually it's illogical to neglect such very great gift we didn't work for, but even got it without any payments or efforts, and its data are available to us to compare our knowledge with ancient knowledge and correct ourselves if it's necessary!!

AUTHOR CURRICULUM VITAE

Freelance Translator

CONTACTS

- Name : **Gerges Francis Tawdrous**
- Mobil : +201062723434 / +201022532292
- Telephone : +222550186
- E-mail : gergesfrancis@yandex.ru
mrwaheid1@yahoo.com
- Address : 11 Mohmed Rageb St – madenet El Saada
El Materiya – Cairo – Egypt

EDUCATION

**(All Certificates
Are Attached)**

- **Moscow -Russia** –Peoples Friendship University
Of Russia –Since 2009 Till 2013 –Faculty Of Science.
- **Nizhniy Novgorod –Russia**- The Russian Language
Training Course 2007- 2008.
- **Goethe institute - Cairo** – 2001 to 2007
- **Ain Shams University - Cairo**- Bachelor Degree Of
Commerce -2000

LANGUAGES

I provide the following translation

- English into Arabic and vice versa
- Russian into Arabic
- German into Arabic
- Translation, Proofreading, and Editing.
- The rate around 3500 words daily

SERVICES

**WORK
EXPERIENCE**

- I have worked as freelance translator since 2003 till now, so I gained a great expertise in different fields.
- I achieved special experience in the legal, economic & technical fields, So I provide the perfect translation for the contracts, agreements, memorandums, specifications, laws, decrees, ...etc.
- I provide the English authenticated translation (acceptable by all courts, official organizations and the foreign embassies)

COMPUTER SKILLS

I am an experienced computer user, I work with MS Office (Word, Excel, etc.), Reader, Adobe Acrobat (full), WinZip, WinRar, etc.

**PERSONAL
DATA**

- Date of Birth : 09/10/1974 – Cairo.
- Martial status : Single
- Nationality : Egyptian
- Religion : Christian

BEST REGARDS



Фамилия, имя, отчество

Гергес Фрэнсис Тавдрус Гергес

Дата рождения

09 октября 1974 года

Предыдущий документ об образовании

Сертификат о полном среднем образовании, 1994 год, Египет

Вступительные испытания **прошел**

Поступил(а) в

2010 году в Государственное образовательное учреждение высшего профессионального образования «Российский университет дружбы народов» (очная форма)

Завершил(а) обучение в

2012 году в Федеральном государственном бюджетном образовательном учреждении высшего профессионального образования «Российский университет дружбы народов» (очная форма)

Нормативный период обучения по очной форме **4 года**Направление/специальность **Физика**Специализация **не предусмотрена**

Курсовые работы:

1. По молекулярной физике, удовлетворительно
2. По информатике, удовлетворительно

Практика:

не проходил

Итоговые государственные экзамены:

не сдавал

Выполнение выпускной квалификационной работы

не выполнял

Продолжение см. на обороте

г. Москва

ФЕДЕРАЛЬНОЕ ГОСУДАРСТВЕННОЕ
БЮДЖЕТНОЕ ОБРАЗОВАТЕЛЬНОЕ

УЧРЕЖДЕНИЕ ВЫСШЕГО

ПРОФЕССИОНАЛЬНОГО ОБРАЗОВАНИЯ

**«Российский университет
дружбы народов»****АКАДЕМИЧЕСКАЯ
СПРАВКА****АВ 3048222**

5429/н

(регистрационный номер)

11 сентября 2012

года

(дата выдачи)

Ректор

Декан

Секретарь



Государственное образовательное учреждение
высшего профессионального образования
Российский университет дружбы народов

ЗАЧЕТНАЯ КНИЖКА № 1032104509



Гергес Франсис Тавдарус Гергес

(фамилия, имя, отчество)

Египет

(Гражданство)

Физ.-мат.

(факультет)

НФ6+Д

(Специальность)

243/Н от 20.10.2010

(№ и дата приказа о зачислении)

Личная подпись
студента
01.11.2010
Дата выдачи
зачетной книжки

(Signature)
(Проректор)

(Signature)
(Декан факультета)



Все студенты обязаны сдавать экзамены за полный курс каждого предмета, вошедшего в учебные планы, а также сдавать зачеты по практическим работам после того, как данный курс прослушан студентом полностью.

Каждому студенту выдается единый студенческий билет и единая зачетная книжка. В зачетную книжку заносятся все предметы, обязательные для прохождения, оценки по экзаменам и зачетам.

Оценка в зачетной книжке проставляется лицами, проводившими экзамены и принимавшими зачеты.

При отчислении студента из Университета или переводе его в другое учебное заведение зачетная книжка сдается в Отдел учета студенческих кадров.

На время зимних и летних каникул зачетная книжка сдается в Деканат.

ФЕДЕРАЛЬНОЕ АГЕНТСТВО ПО ОБРАЗОВАНИЮ



Государственное образовательное учреждение
высшего профессионального образования
"Нижегородский государственный университет
им. Н.И. Лобачевского"

СЕРТИФИКАТ

О ПОДГОТОВКЕ К ПОСТУПЛЕНИЮ В ВУЗ
(ПРЕДВУЗОВСКОЙ ПОДГОТОВКЕ)

Настоящий сертификат выдан в том, что

Гергес Фрэнсис Тавдроус Гергес

(*Gerges Francis Tawdrous Gerges*)

Гражданство, дата рождения

Egypt, 09.10.74.

Успешно завершил(а) курс предвузовской подготовки

Документ об образовании, подтверждающий право поступления в высшее учебное заведение:

Сертификат о законченном полном среднем образовании

Поступил(а)

23. 11. 2007 г.

на подготовительное отделение факультета иностранных студентов

Завершил(а) обучение

20. 06. 2008 г.

Профиль предвузовской подготовки:

естественнонаучный

РЕЗУЛЬТАТЫ ПРЕДВУЗОВСКОГО ОБРАЗОВАНИЯ


За время обучения сдал(а) зачеты, промежуточные и итоговые экзамены по следующим дисциплинам:

Наименование дисциплин	Число часов аудиторных/общих занятий	Итоговая отметка
1. Русский язык	580 (870)	хорошо
2. Математика	180 (270)	удовлетворительно
3. Физика	144 (216)	хорошо
4. Химия	90 (136)	хорошо
5. Информатика	64 (96)	хорошо
6. Культура речи	140 (210)	удовлетворительно

Всего:

1198 (1770)

Ректор

 Р. Г. Стронгин

ЛИЦЕНЗИЯ Сер. № М 268-40-010-01/001 от 24 января 2008 года
ФЕДЕРАЛЬНАЯ СЛУЖБА ПО НАДЗОРУ В СФЕРЕ ОБРАЗОВАНИЯ И НАУКИ

Рег. № 670 "24" июня 2008 г.



г. Нижний Новгород

зам. декана
Д. В. Б...

IN THE ALMIGHTY GOD NAME
Through the Mother of God mediation
I do this research

IELTS™

Test Report Form


ACADEMIC

NOTE Admission to undergraduate and post graduate courses should be based on the ACADEMIC Reading and Writing Modules.
GENERAL TRAINING Reading and Writing Modules are **not** designed to test the full range of language skills required for academic purposes.
It is recommended that the candidate's language ability as indicated in this Test Report Form be re-assessed **after two years** from the date of the test.

Centre Number Date Candidate Number

Candidate Details

Family Name
First Name
Candidate ID



Date of Birth Sex (M/F) Scheme Code
Country or Region of Origin
Country of Nationality
First Language

Test Results

Listening Reading Writing Speaking Overall Band Score CEFR Level

Administrator Comments

Centre stamp



Validation stamp



Administrator's
Signature

Date

Test Report Form
Number



CAMBRIDGE ENGLISH
Language Assessment
Part of the University of Cambridge

The validity of this IELTS Test Report Form can be verified online by recognising organisations at <http://ielts.ucles.org.uk>

Gerges Francis Tawadrous/

54

2nd Course student – physics Faculty – People's Friendship University – Moscow –Russia..

mrwaheid1@yahoo.com

gergesfrancis@yandex.ru

+201022532292



GOETHE-INSTITUT
KAIRO/ALEXANDRIA
المركز الثقافي الألماني

قسم اللغة في كairo Sprachabteilung in Kairo

Sprachkurse und Pädagogische Verbindungsarbeit
13 Sh. Hussein Wassef,
Midan El-Missaha - Dokki
Tel: 02/7484500 - 7484501 Fax: 02/3354702
e-mail:sprache@cairo.goethe.org

Teilnahmebescheinigung

Hiermit wird bestätigt, dass

Herr Gerges Francis Tawdrous,

geb. am 09.10.1974 in Kairo/Ägypten,

in der Zeit vom 23.09.2006 bis zum 21.12.2006
am Goethe-Institut Kairo an einem

Deutschkurs der Niveaustufe B2

(Stufe 3 von 4 auf dem Niveau B2 des Gemeinsamen Europäischen Referenzrahmens)

teilgenommen hat.

Das Niveau des Kurses entspricht 600 Stunden Deutschunterricht.

Kairo, den 08.01.2007

Leiterin der Spracharbeit



www.goethe.de/cairo

The Author Other Papers

I- The Holy Bible Studies

The Tabernacle Geometrical Structure

<http://vixra.org/pdf/1701.0344v1.pdf>

II- The Physics & Astronomy Studies

"The Solar System Geometry (Part No.3)"

<http://vixra.org/abs/1707.0215>

also

<https://www.slideshare.net/Gergesfrancis/the-solar-system-geometry-part-no3>

"The Solar System Geometry (Part 2)"

<http://vixra.org/abs/1703.0178>

also

<https://www.slideshare.net/Gergesfrancis/the-solar-system-geometry-part-2>

" The Solar System Geometry (Part I)"

<http://vixra.org/abs/1509.0126>

also

https://www.slideshare.net/Gergesfrancis/the-solar-system-geometry-part-i-51989014?qid=a789c6b2-5395-4cde-be61-b777af04e643&v=&b=&from_search=2

The Time And Distance Definitions In The Solar System

<http://vixra.org/abs/1509.0241>

The Solar Eclipse Geometry Basics

<http://vixra.org/abs/1509.0276>

The 2737 Egyptian Phenomenon & Its identical distance 2737 millions km

<http://vixra.org/abs/1509.0242>

The Mars Data Analysis Proves the Rest Mass Concept is Unreal

<http://vixra.org/abs/1509.0244>

The Solar Eclipse "The Gravitation Theory Puzzle"

<http://vixra.org/abs/1509.0264>

All Manuscripts

<https://rudn.academia.edu/GergesTawadrous>